Componenti per impianti Pneumatici: DISTRIBUTORI / RIPARTITORI ALLUMINIO
Pneumatic installation components: ALUMINIUM MANIFOLD DISTRIBUTORS

A croce
Cross



Art.	Misura / Size	€
211/1	1/8"	
211/2	1/4"	
211/3	3/8"	
211/4	1/2"	



Art.	Misura / Size	€
089.800.217	(I) 1 da 1/2" (O) 3 da 1/2"	
089.800.220	(I) 1 da 3/4" (O) 3 da 1/2"	

GAMMA COMPLETA pagina 48 e 49
COMPLETE RANGE page 48 and 49

Lineari
Linear



Contrapposti
Opposing



Collettori lineari
Linear distributors

E= Entrata Inlet
U= Uscita Outlet

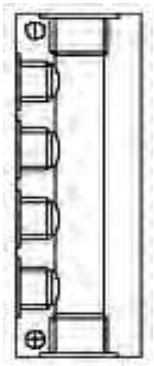

Art.	Misura / Size	€
212/1	E.2-1/4" U.2-1/8"	
212/2	E.2-1/4" U.3-1/8"	
212/3	E.2-1/4" U.4-1/8"	
212/13	E.2-1/4" U.5-1/8"	
212/133	E.2-1/4" U.6-1/8"	
212/1A	E.2-3/8" U.2-1/4"	
212/2A	E.2-3/8" U.3-1/4"	
212/3A	E.2-3/8" U.4-1/4"	
212/13A	E.2-3/8" U.5-1/4"	
212/13AA	E.2-3/8" U.6-1/4"	
212/1B	E.2-1/2" U.2-3/8"	
212/2B	E.2-1/2" U.3-3/8"	
212/3B	E.2-1/2" U.4-3/8"	
212/13B	E.2-1/2" U.5-3/8"	
212/13BB	E.2-1/2" U.6-3/8"	
212/1C	E.2-1/2" U.2-1/2"	
212/2C	E.2-1/2" U.3-1/2"	
212/3C	E.2-1/2" U.4-1/2"	
212/13C	E.2-1/2" U.5-1/2"	
212/13CC	E.2-1/2" U.6-1/2"	

Collettori contrapposti
Opposing distributors

E= Entrata Inlet
U= Uscita Outlet

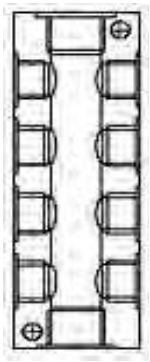

Art.	Misura / Size	€
212/4	E.2-1/4" U.2-1/8"	
212/5	E.2-1/4" U.3-1/8"	
212/6	E.2-1/4" U.4-1/8"	
212/16	E.2-1/4" U.5-1/8"	
212/4A	E.2-3/8" U.2-1/4"	
212/5A	E.2-3/8" U.3-1/4"	
212/6A	E.2-3/8" U.4-1/4"	
212/16A	E.2-3/8" U.5-1/4"	
212/4B	E.2-1/2" U.2-3/8"	
212/5B	E.2-1/2" U.3-3/8"	
212/6B	E.2-1/2" U.4-3/8"	
212/16B	E.2-1/2" U.5-3/8"	
212/4C	E.2-1/2" U.2-1/2"	
212/5C	E.2-1/2" U.3-1/2"	
212/6C	E.2-1/2" U.4-1/2"	
212/16C	E.2-1/2" U.5-1/2"	

Collettori lineari lunghi
Linear distributors long series

E= Entrata Inlet
U= Uscita Outlet

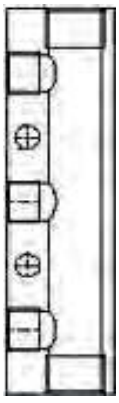

Art.	Misura / Size	€
212/1.SL	E.2-1/4" U.2-1/8"	
212/2.SL	E.2-1/4" U.3-1/8"	
212/3.SL	E.2-1/4" U.4-1/8"	
212/13.SL	E.2-1/4" U.5-1/8"	
212/1A.SL	E.2-3/8" U.2-1/4"	
212/2A.SL	E.2-3/8" U.3-1/4"	
212/3A.SL	E.2-3/8" U.4-1/4"	
212/13A.SL	E.2-3/8" U.5-1/4"	
212/1B.SL	E.2-1/2" U.2-3/8"	
212/2B.SL	E.2-1/2" U.3-3/8"	
212/3B.SL	E.2-1/2" U.4-3/8"	
212/13B.SL	E.2-1/2" U.5-3/8"	
212/13BB.SL	E.2-1/2" U.6-3/8"	

Collettori contrapposti lunghi
Opposing distributors long series

E= Entrata Inlet
U= Uscita Outlet

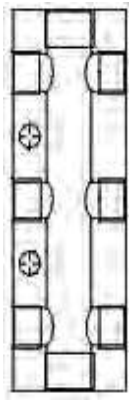

Art.	Misura / Size	€
212/4.SL	E.2-1/4" U.2-1/8"	
212/5.SL	E.2-1/4" U.3-1/8"	
212/6.SL	E.2-1/4" U.4-1/8"	
212/16.SL	E.2-1/4" U.5-1/8"	
212/4A.SL	E.2-3/8" U.2-1/4"	
212/5A.SL	E.2-3/8" U.3-1/4"	
212/6A.SL	E.2-3/8" U.4-1/4"	
212/16A.SL	E.2-3/8" U.5-1/4"	
212/4B.SL	E.2-1/2" U.2-1/4"	
212/5B.SL	E.2-1/2" U.3-1/4"	
212/6B.SL	E.2-1/2" U.4-1/4"	
212/16B.SL	E.2-1/2" U.5-1/4"	

Blocchetti terminali in alluminio estruso
Terminal blocks of extruded aluminium

	Art.	Description	€
	212/17	Entrata 3/4" e 2 uscite da 1/2" Intlet 3/4" and 2 outlet 1/2"	
	212/18	Entrata 3/4" e 4 uscite da 1/2" Intlet 3/4" and 4 outlet 1/2" - Foro centrale da 1/8" Central hole 1/8"	

	Art.	Description	€
	212/19	Entrata 3/4" e 6 uscite da 1/2" Intlet 3/4" and 6 outlet 1/2" - Foro centrale da 1/8" Central hole 1/8"	
	R231.012.012	(I) 1 da 1/2" (O) 4 da 1/2"	
	R231.034.012	(I) 1 da 3/4" (O) 4 da 1/2"	
	Blocchetto terminale per gruppi FRL Terminal block for FRL units		

Esempio di montaggio Example of terminal block assembly





	Art.	Description	€
Nylon 	212/7N-1	Frontale 1 da 1/2" - Ent. e Usc. da 1/2" 1 Frontal 1/2" - Inlet-outlet 1/2"	
Nylon 	212/8N-1	Frontale 2 da 1/2" - Ent. e Usc. da 1/2" 2 Frontal 1/2" - Inlet-outlet 1/2"	

	Art.	Description	€
Nylon 	212/9N-1	Frontale 3 da 1/2" - Ent. e Usc. da 1/2" 3 Frontal 1/2" - Inlet-outlet 1/2"	
Nylon 	212/10N-1	per gruppi FRL for FRL units Frontale 2 da 1/2" - Ent.laterale e Usc. da 1/2" 2 Frontal 1/2" - Lateral inlet-outlet 1/2"	

Proposta per impianti pneumatici. Richiedi il Tuo preventivo per:
Proposal for pneumatic installations, ask for quotations for:

SICOAZOTE



La soluzione ideale per il trasporto dell'azoto, ampiamente utilizzato nelle auto-officine e nelle linee di montaggio. Il sistema è composto da due serie di tubi e raccordi: Ø40 per le linee principali di distribuzione, e Ø25 per le calate e per le linee di distribuzione standard. I tubi calibrati uniti ai raccordi in nylon garantiscono una tenuta sicura e affidabile con pressione nominale PN 12.5.

The ideal solution for transporting nitrogen, widely used in car repair workshops and in assembly lines. The system consists of two sets of pipes and fittings: Ø40 for the main lines of distributions, and Ø25 for the lines of standard distribution. The calibrated tubes combined with nylon fittings ensure a secure and reliable seal with pressure rating PN 12.5.