KIT SOLUTION · KIT SOLUTION · KIT SOLUTION · KIT SOLUTION ·

KC7101

KIT BI-FOLDING HOME
BI-FOLDING HOME KIT

Kit accessori in acciaio zincato e cerniere in alluminio per la realizzazione di cancelli con **ante battenti a libro**, ideali per applicazioni in contesti residenziali, industriali, agricoli e direzionali.
Questa soluzione è progettata per **ottimizzare gli spazi di apertura in profondità**, consentendo l'installazione anche in presenza di aree limitate o ostacoli strutturali. Il sistema Bi-folding permette la suddivisione di ogni anta in due sezioni collegate tra loro tramite snodi meccanici, garantendo un'**apertura fluida, silenziosa e precisa**.

*Accessory kit in galvanized steel with aluminum hinges, designed for the construction of **folding swing gates**. Ideal for residential, industrial, agricultural, and commercial applications.*
*This solution is engineered to **optimize depth space for gate opening**, allowing installation even in areas with limited space or structural obstacles. The Bi-folding system divides each gate leaf into two sections, connected by mechanical joints, ensuring **smooth, quiet, and precise operation**.*

BREVETTATO · PATENTED · BREVETE' · PATENTIERT · PATENTADO ·

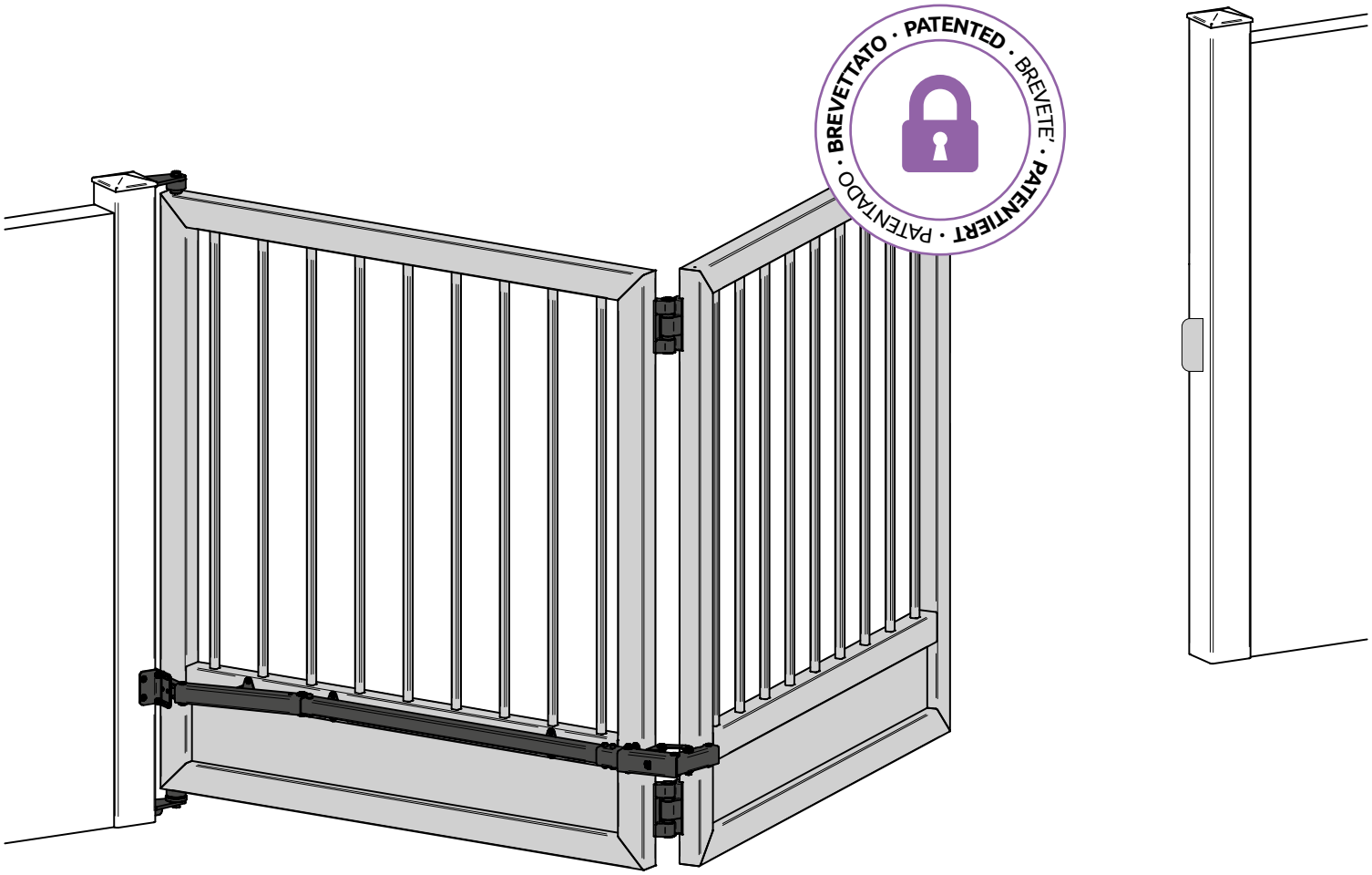

Video di installazione
Installation video

Scansiona il QR code o clicca
Scan the QR code or click on

KIT BI-FOLDING HOME · *BI-FOLDING HOME KIT*

COMPONENTI
COMPONENT LIST

x1  VC7101.060	x1  VC7102.060	x2  VL4500.140.V
x1  VC7105.060	x1 	x1 
x1  VA5401.002.L		

KIT DISPONIBILI Scegli il kit più adatto alle tue esigenze
AVAILABLE KITS Choose the kit that best suits your needs.

KC7101.160	**CON CARDINE TONDO A SALDARE** *WITH ROUND HINGE TO WELD*
VC4111.B50	Cardine superiore tondo | *Round upper Hinge*
VC4212.B50	Cardine inferiore tondo | *Round bottom Hinge*



KC7101.260	**CON CARDINE PER TUBOLARE QUADRO DA 40** *WITH SQUARE HINGE FOR TUBULAR 40*
VC4171.B40	Cardine superiore per tubolare quadro 40 mm | *Upper Hinge for square tubular 40 mm*
VC4271.B40	Cardine inferiore per tubolare quadro 40 mm | *Bottom Hinge for square tubular 40 mm*



KC7101.360	**CON CARDINE PER TUBOLARE QUADRO DA 50** *WITH SQUARE HINGE FOR TUBULAR 50*
VC4171.B50	Cardine superiore per tubolare quadro 50 mm | *Upper Hinge for square tubular 50 mm*
VC4272.B50	Cardine inferiore per tubolare quadro 50 mm | *Bottom Hinge for square tubular 50 mm*



Bi-folding Brochure

Scansiona il QR code o clicca
Scan the QR code or click on

KIT BI-FOLDING HOME • *BI-FOLDING HOME KIT*

MODALITA' DI UTILIZZO
MODE OF USE

1x KC7101.xxx per cancello singolo / for single gate use



2x KC7101.xxx per cancello doppio / for double gate use

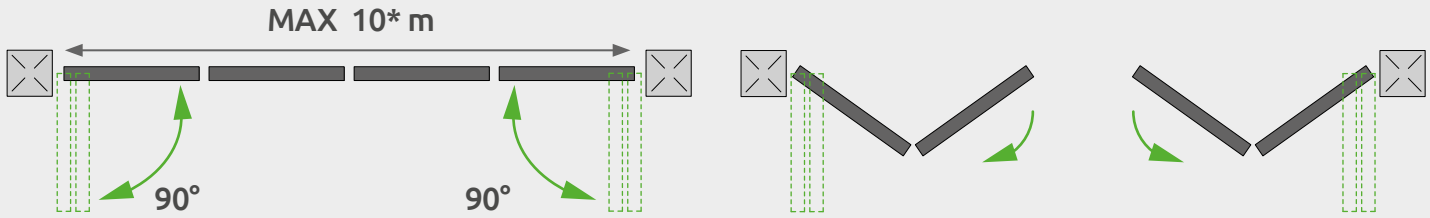

*
IT: Per installazioni tra i 4 m e gli 5 m, contattare il servizio di supporto tecnico FAC oppure il rivenditore autorizzato FAC.
EN: For installations between 4 m and 5 m, please contact FAC support service or your authorized FAC dealer.

ARTICOLI CORRELATI Collegati al nostro sito per le diverse tipologie e misure disponibili
RELATED ARTICLES Click on our website for other related items



VC9101
VC9111



VC5101
VC5102
VC5103



VC7106.050

Accessori per cancelli ad anta
Swing Gate *Hardware*

Scansiona il QR code o clicca
Scan the QR code or click on

KIT BI-FOLDING HOME • *BI-FOLDING HOME KIT*

DIMESIONAMENTO
DIMENSIONING

A min-max (m)	B min (mm)	C (mm)	D min (mm)	E (mm)	M	L min (m)	Q (mm)	A/H max
1,9-5	65	50	50	80	Vicino al motore Near the engine	0,89	50-60	3

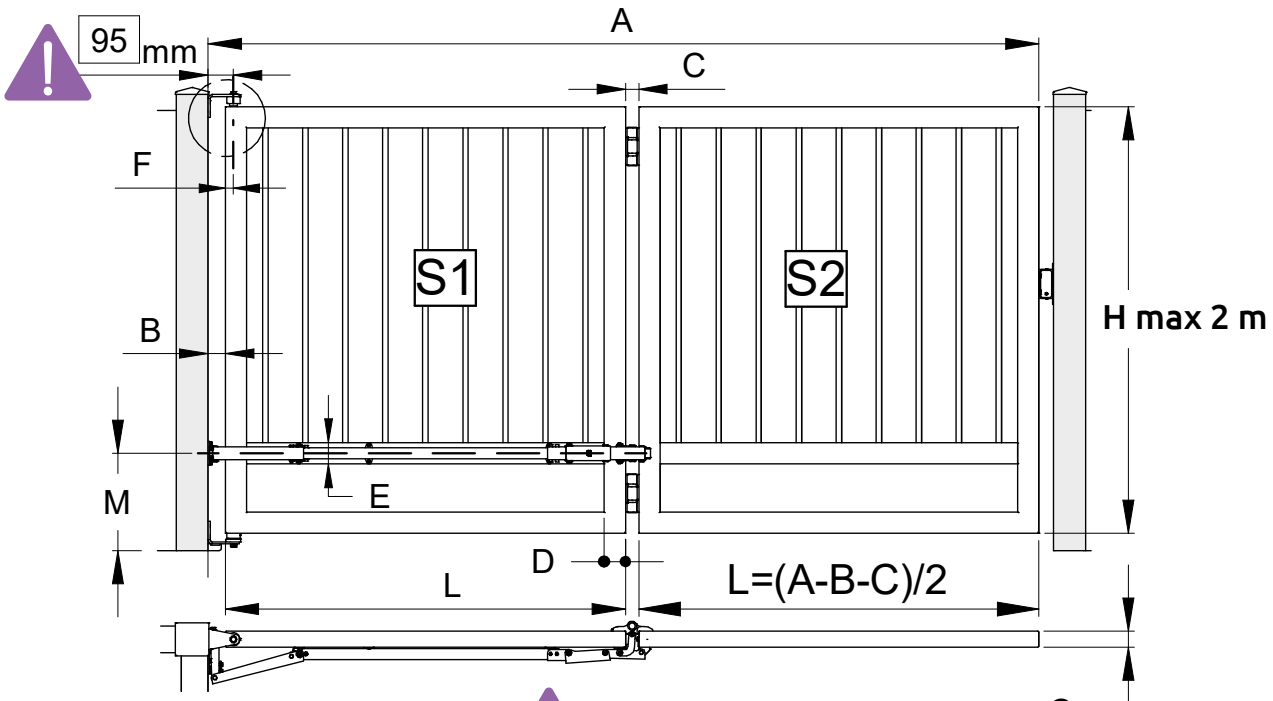

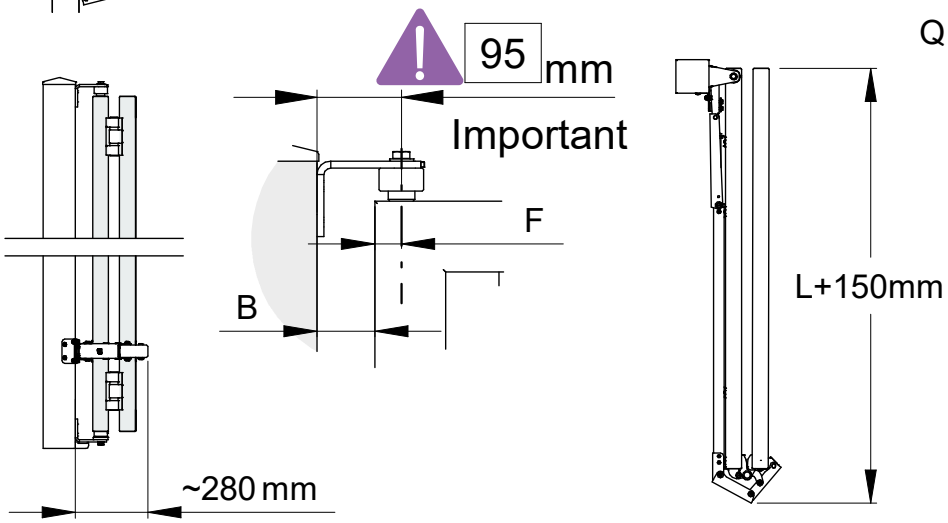

Apertura A (m) *Opening A (m)*	L (m) con/with B=0,07 m
2	0,94
2,5	1,19
3	1,44
3,5	1,69
4	1,94

CALCOLO DI ESEMPIO MISURE FUORI TABELLA
EXAMPLE CALCULATION OF OUT-OF-TABLE MEASUREMENTS

A = 2,8 m
B = 70 mm
C = 50 mm (da tabella sopra / as per above table)
L = (A-B-C)/2
L = (2,8-0,07-0,05)/2
L = 2,68/2
L = 1,34 m

Nel caso di aperture comprese tra 4 e 5 metri, vi invitiamo a contattare il nostro supporto tecnico: saremo lieti di affiancarvi nella scelta dei corretti dimensionamenti. Questa fascia richiede particolare attenzione per garantire durabilità, prestazioni ottimali e sicurezza nel tempo.

For gate openings between 4 and 5 meters, we recommend contacting our technical support team. We will be happy to assist you in selecting the appropriate dimensions. This range requires particular attention to ensure durability, optimal performance, and safety over time.

KIT BI-FOLDING HOME • *BI-FOLDING HOME KIT*

PESO MAX S2 IN FUNZIONE DI L
MAX WEIGHT S2 IN RELATION TO L

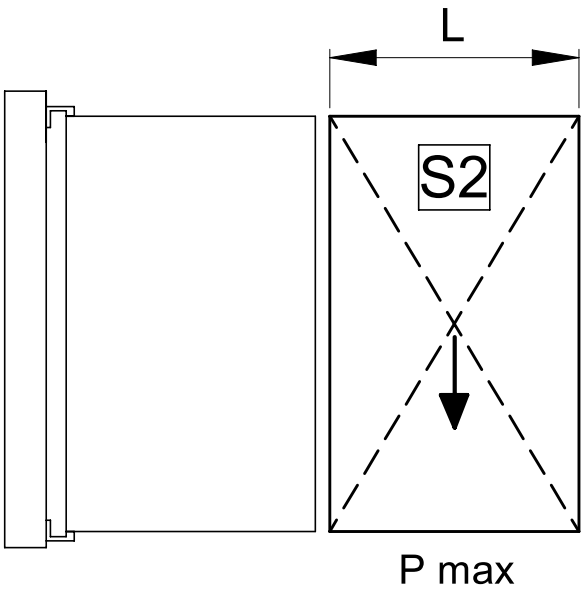

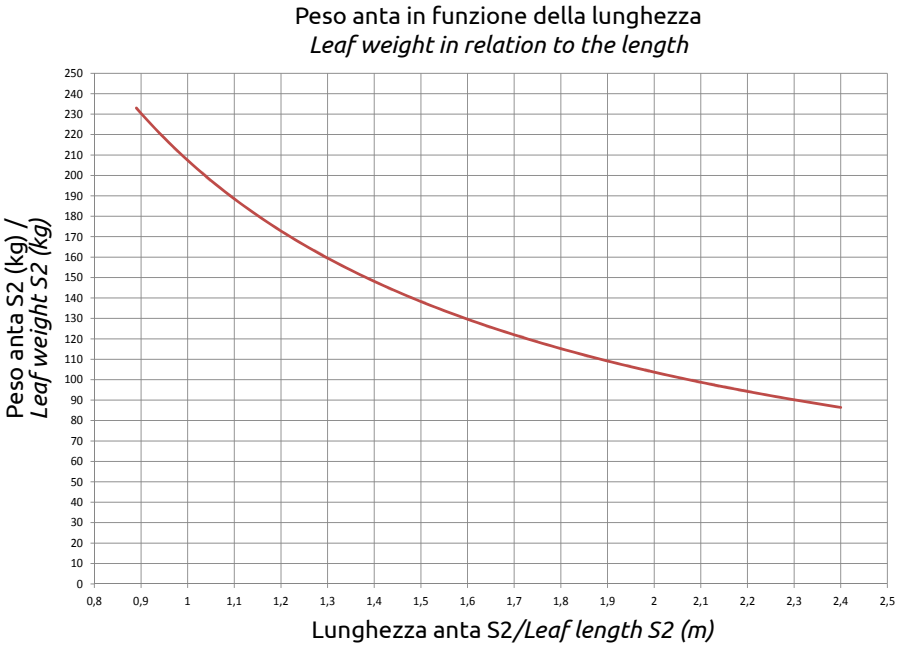

PORTATA CARDINI IN FUNZIONE DI A/H
HINGES WEIGHT CAPACITY IN RELATION TO A/H

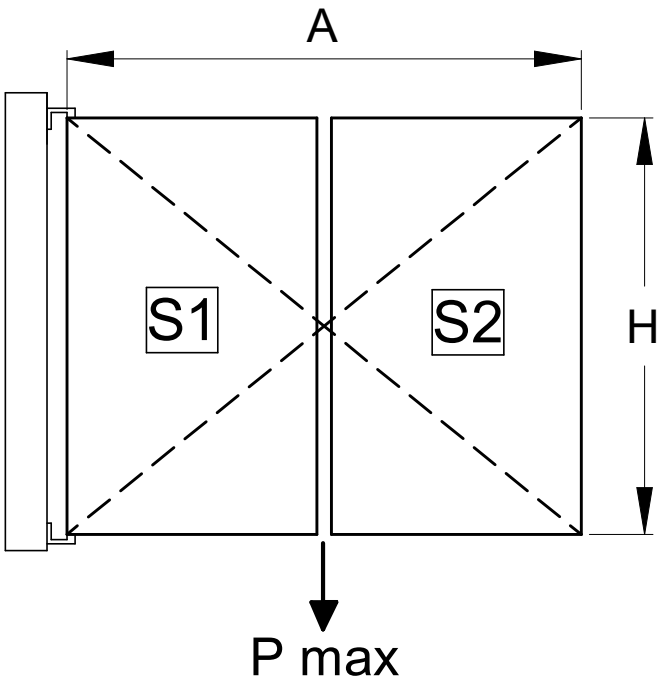

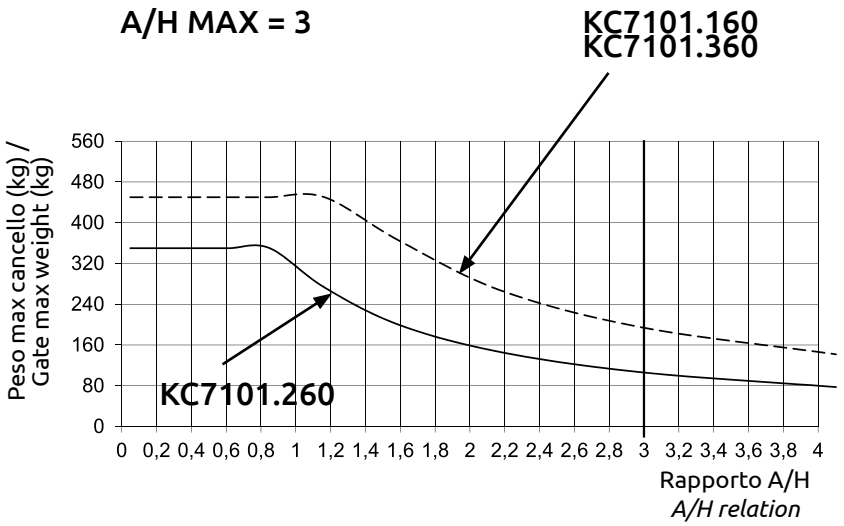

Il punto di incrocio tra peso e rapporto A/H deve posizionarsi sotto alla curva del kit scelto
The crossing point between weight and A/H relation must be under the curve of the chosen kit.

KIT BI-FOLDING HOME • *BI-FOLDING HOME KIT*

INFO TECNICHE
TECHNICAL INFO

1. Per cancelli motorizzati prevedere partenze ed arresti lenti e velocità idonei ad evitare effetti elastici tra le ante. Questi accorciano la durata del sistema e sono causa di malfunzionamenti e rotture.

1. *For motorized gates provide slow starting points, soft stops and suitable speed in order to avoid elastic effects between the leaves. Accelerations, decelerations and high-speed variations can shorten the system duration and can cause malfunctions and disruptions.*

1

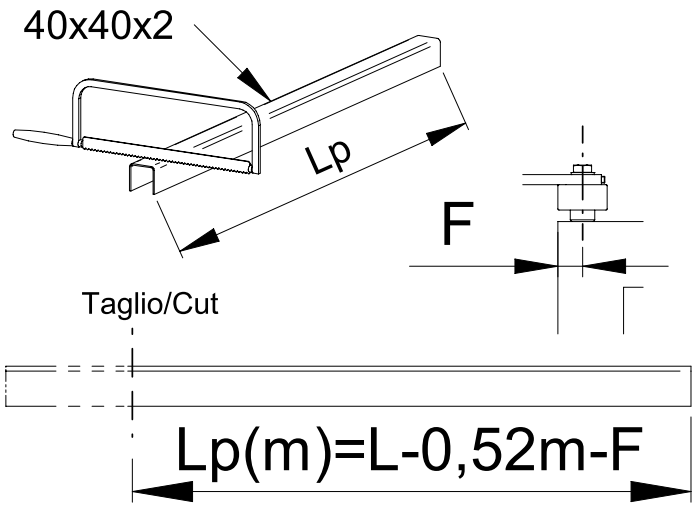

2

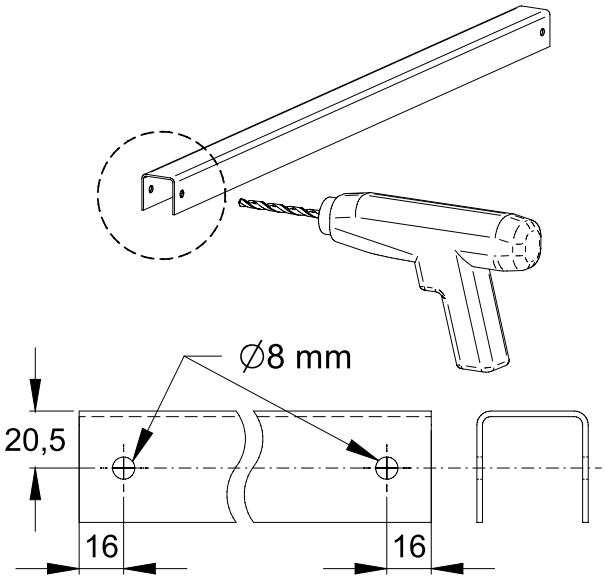

3

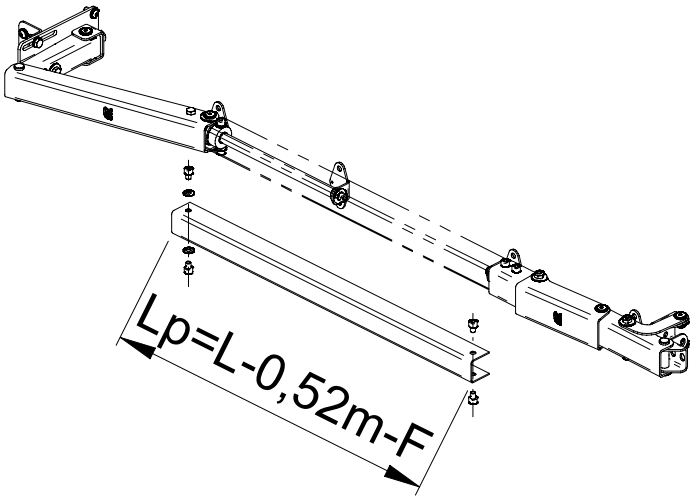

4

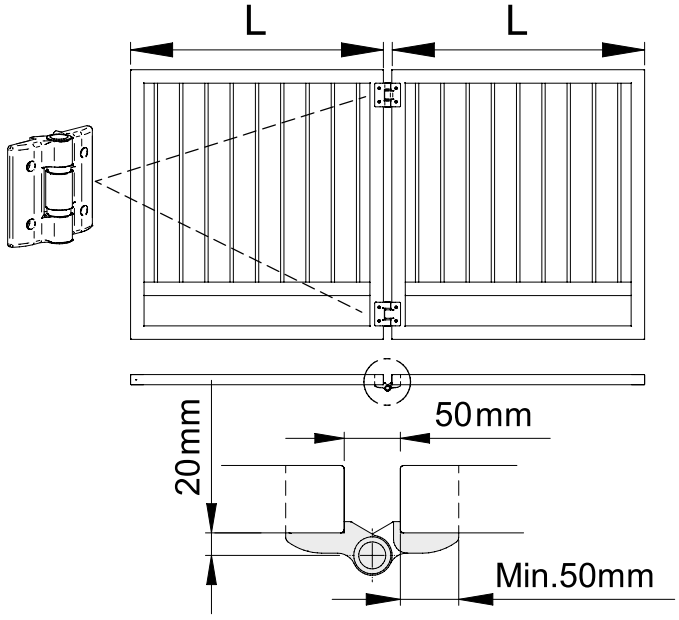

KIT BI-FOLDING HOME • *BI-FOLDING HOME KIT*

5

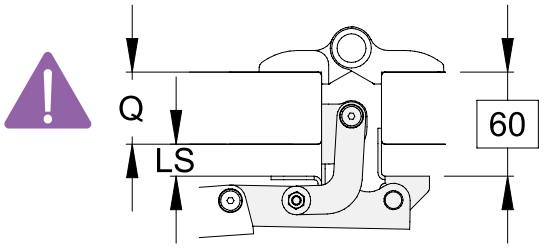

Q (mm)	LS (mm)
50	10
60	/

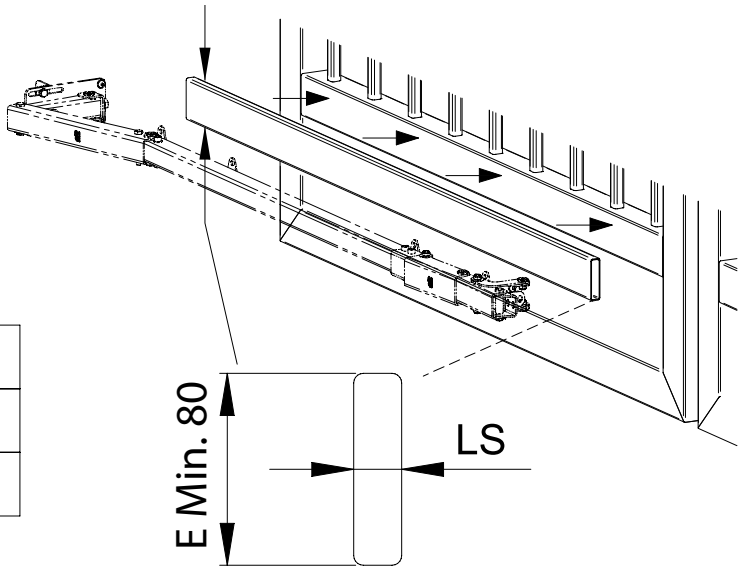

6

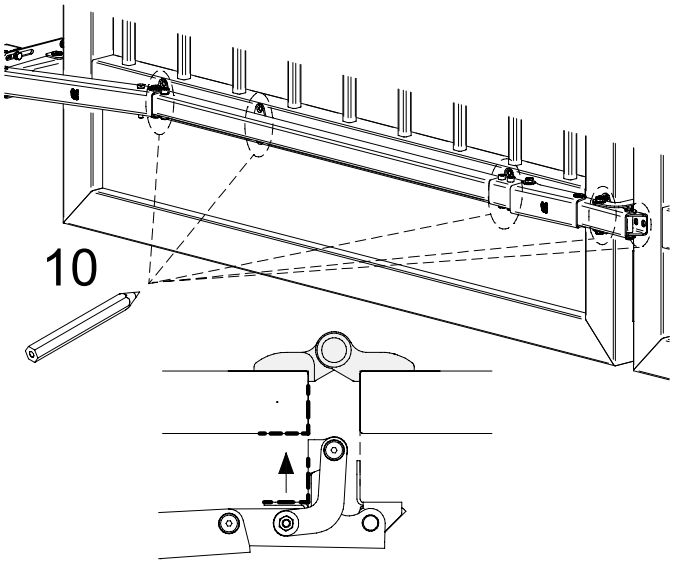

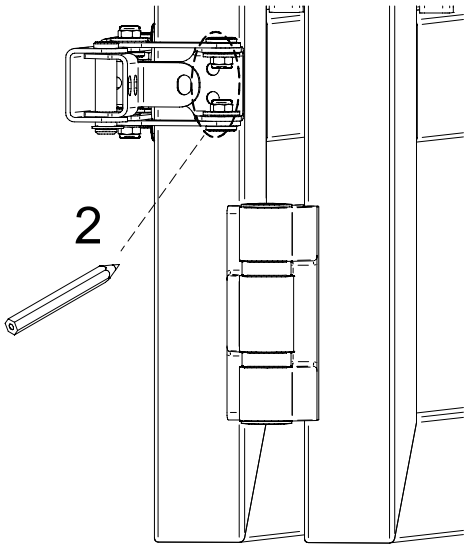

7

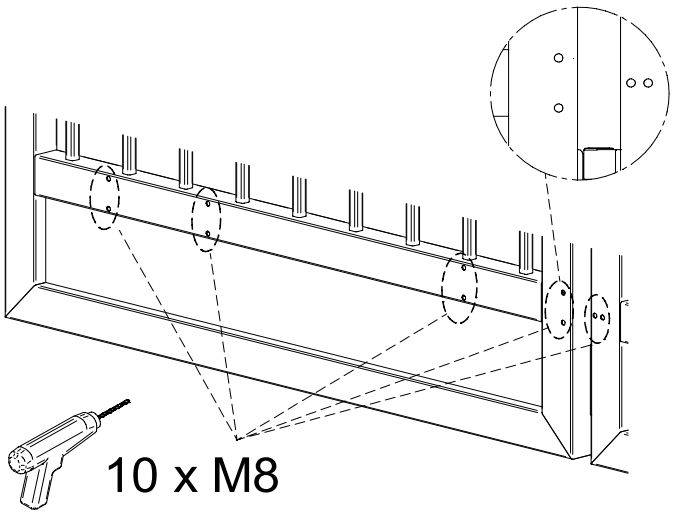

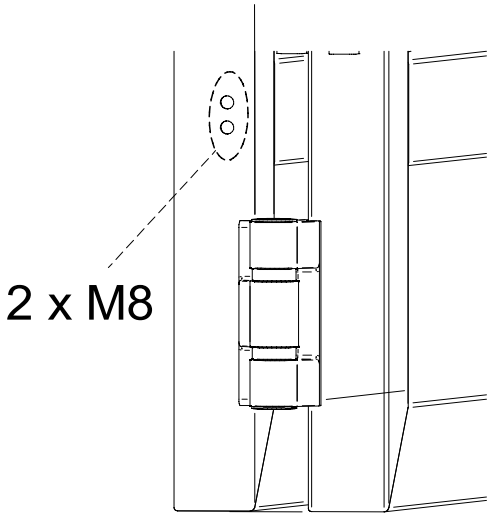

KIT BI-FOLDING HOME • *BI-FOLDING HOME KIT*

8

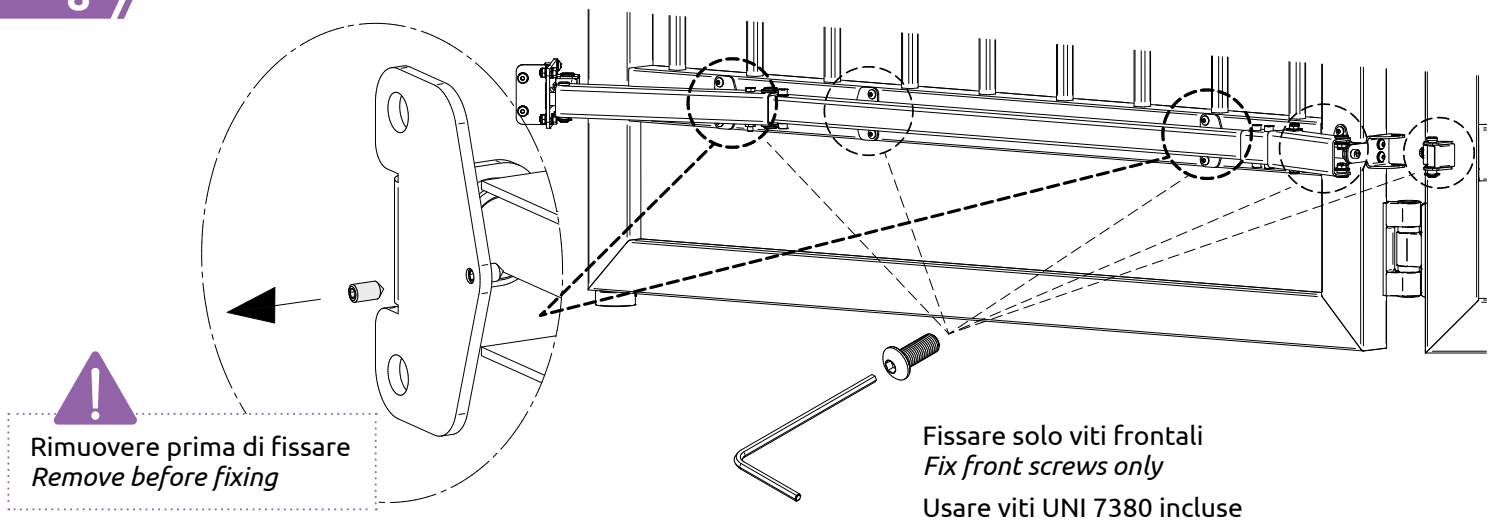

Rimuovere prima di fissare
Remove before fixing

Fissare solo viti frontali
Fix front screws only

Usare viti UNI 7380 incluse
Use UNI 7380 screws included

9

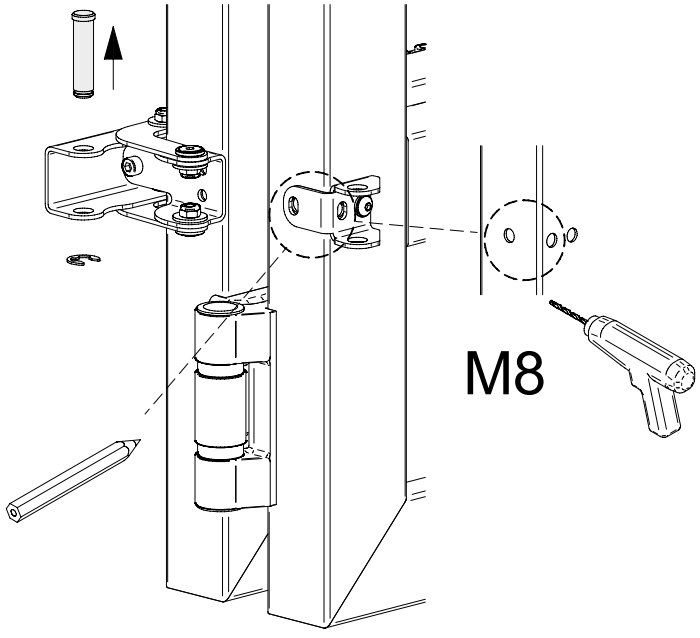

10

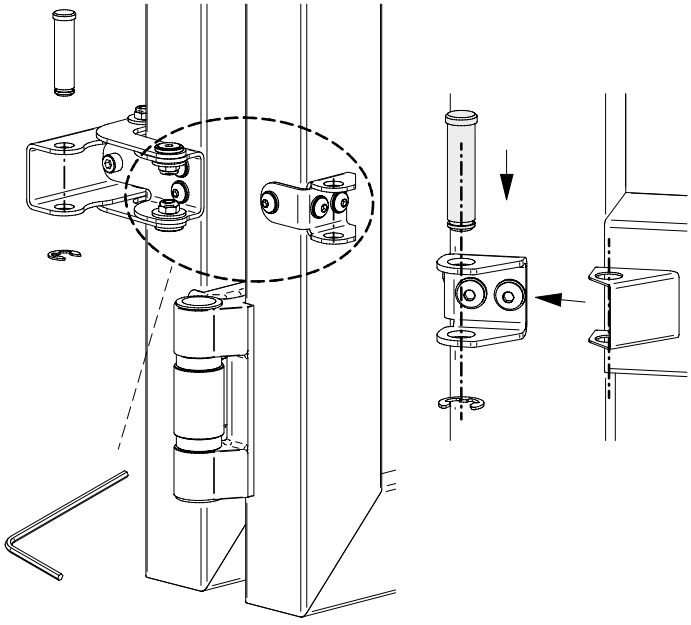

KIT BI-FOLDING HOME • *BI-FOLDING HOME KIT*

11

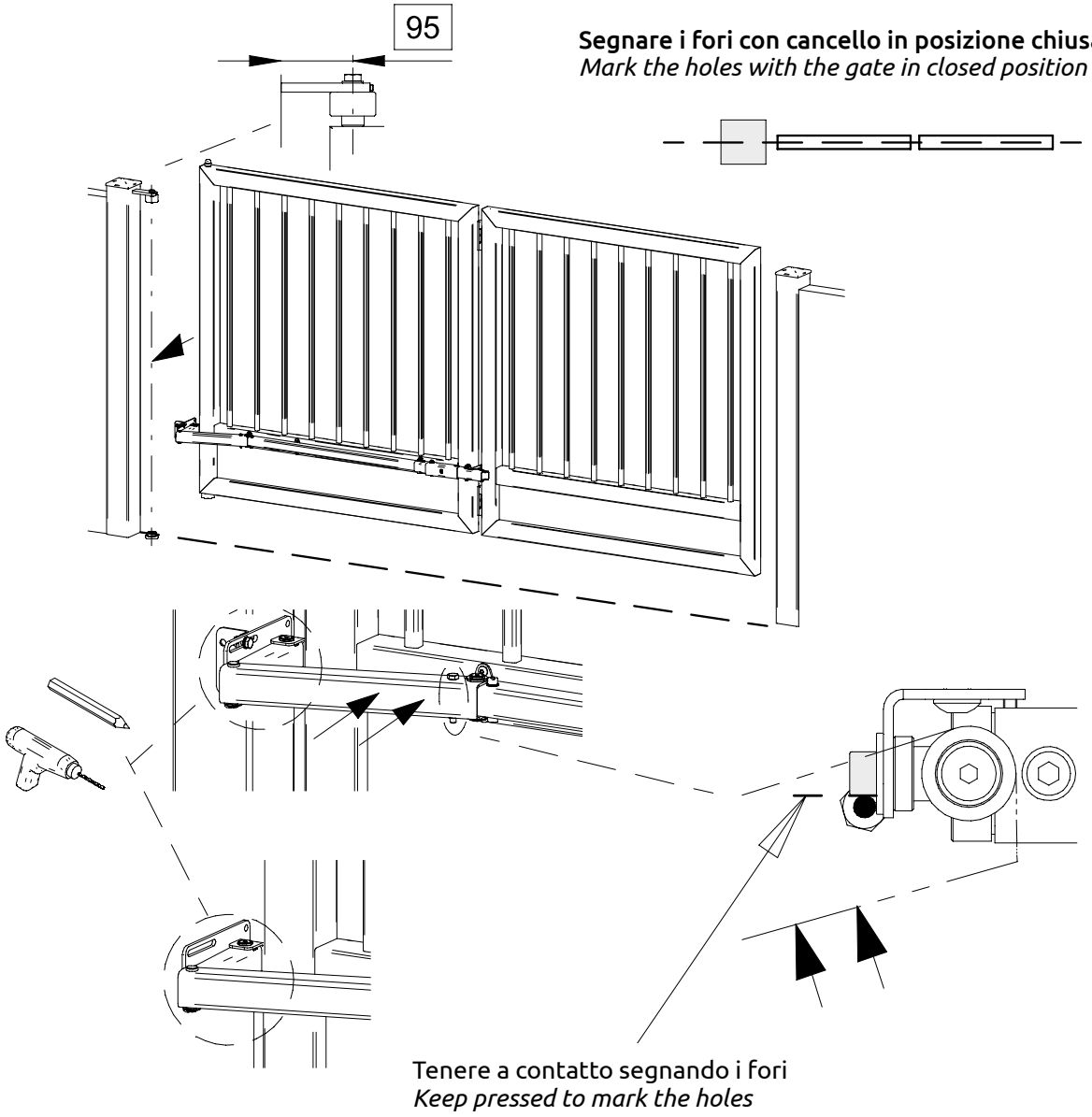

Segnare i fori con cancello in posizione chiusa
Mark the holes with the gate in closed position

Tenere a contatto segnando i fori
Keep pressed to mark the holes

12

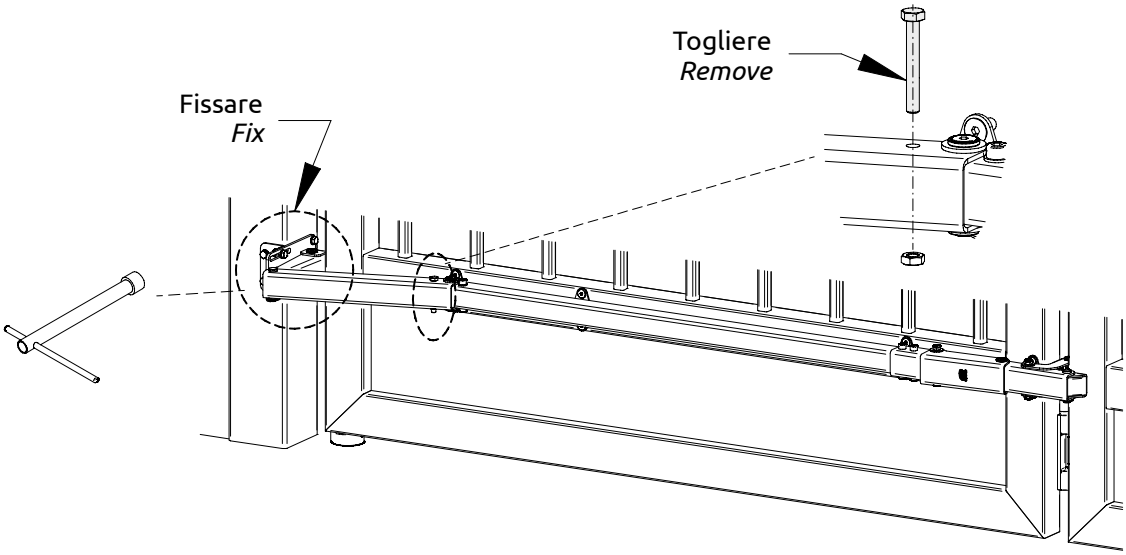

KIT BI-FOLDING HOME • *BI-FOLDING HOME KIT*

13

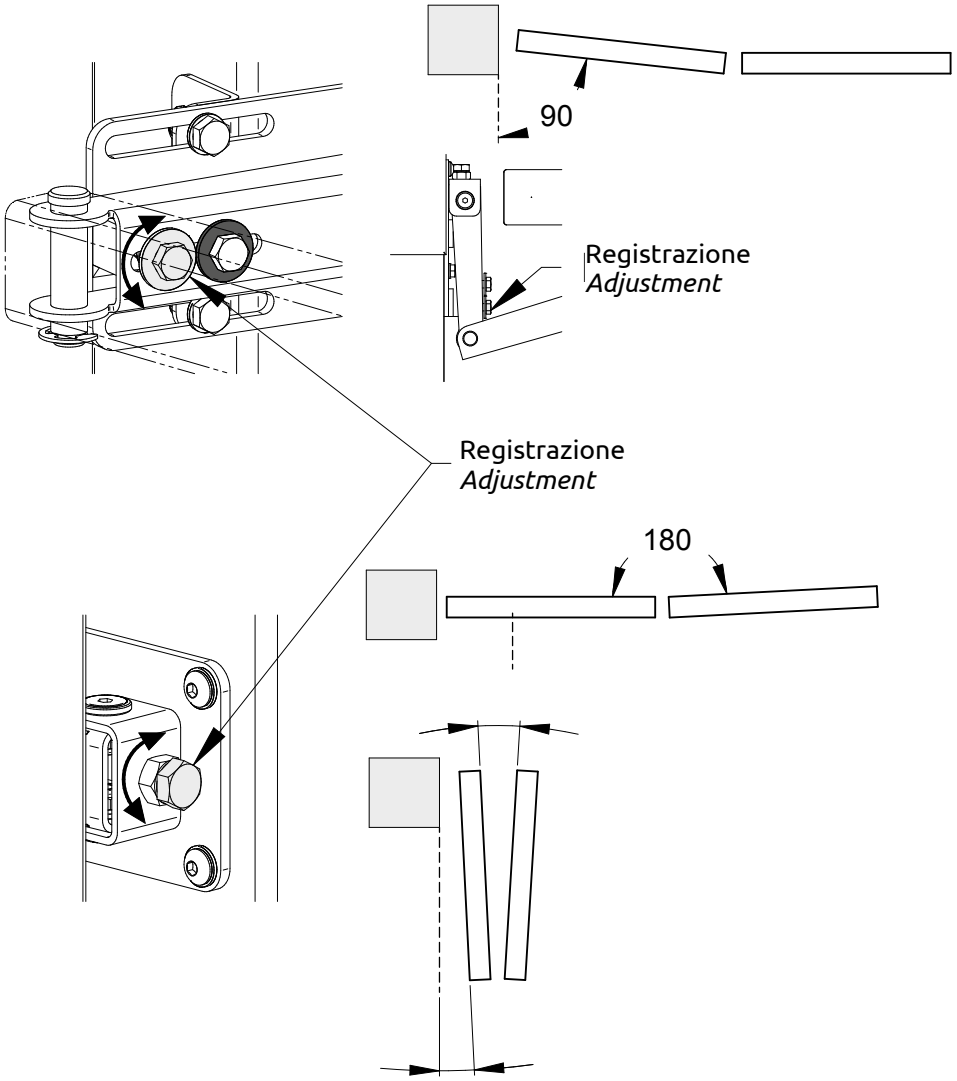

14

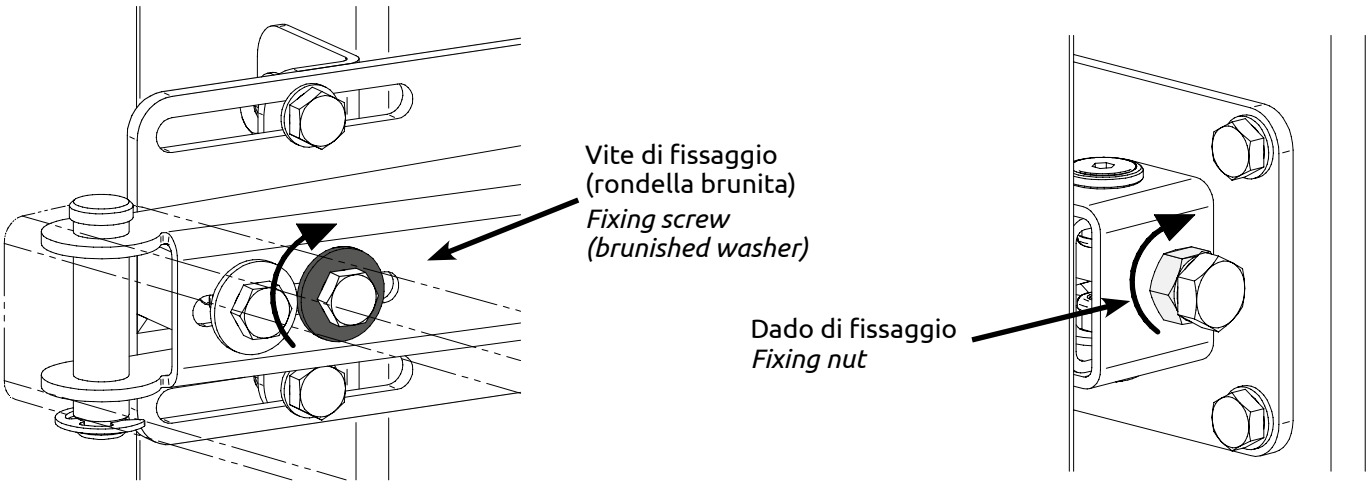

KIT BI-FOLDING HOME • *BI-FOLDING HOME KIT*

15

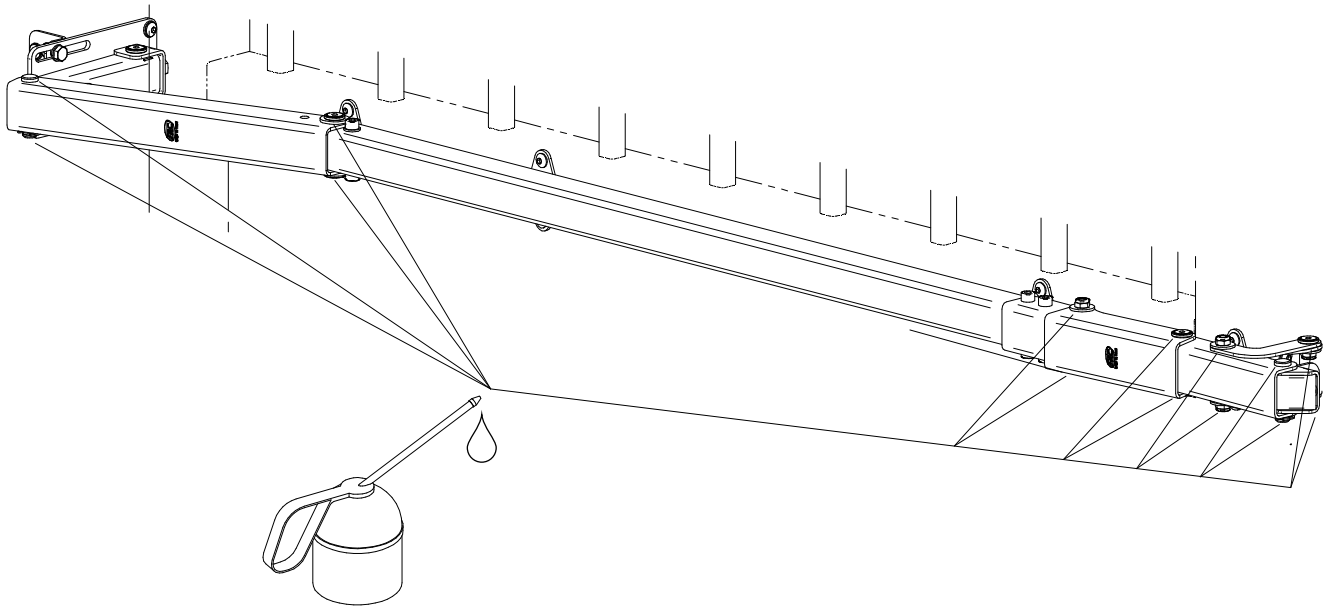

16

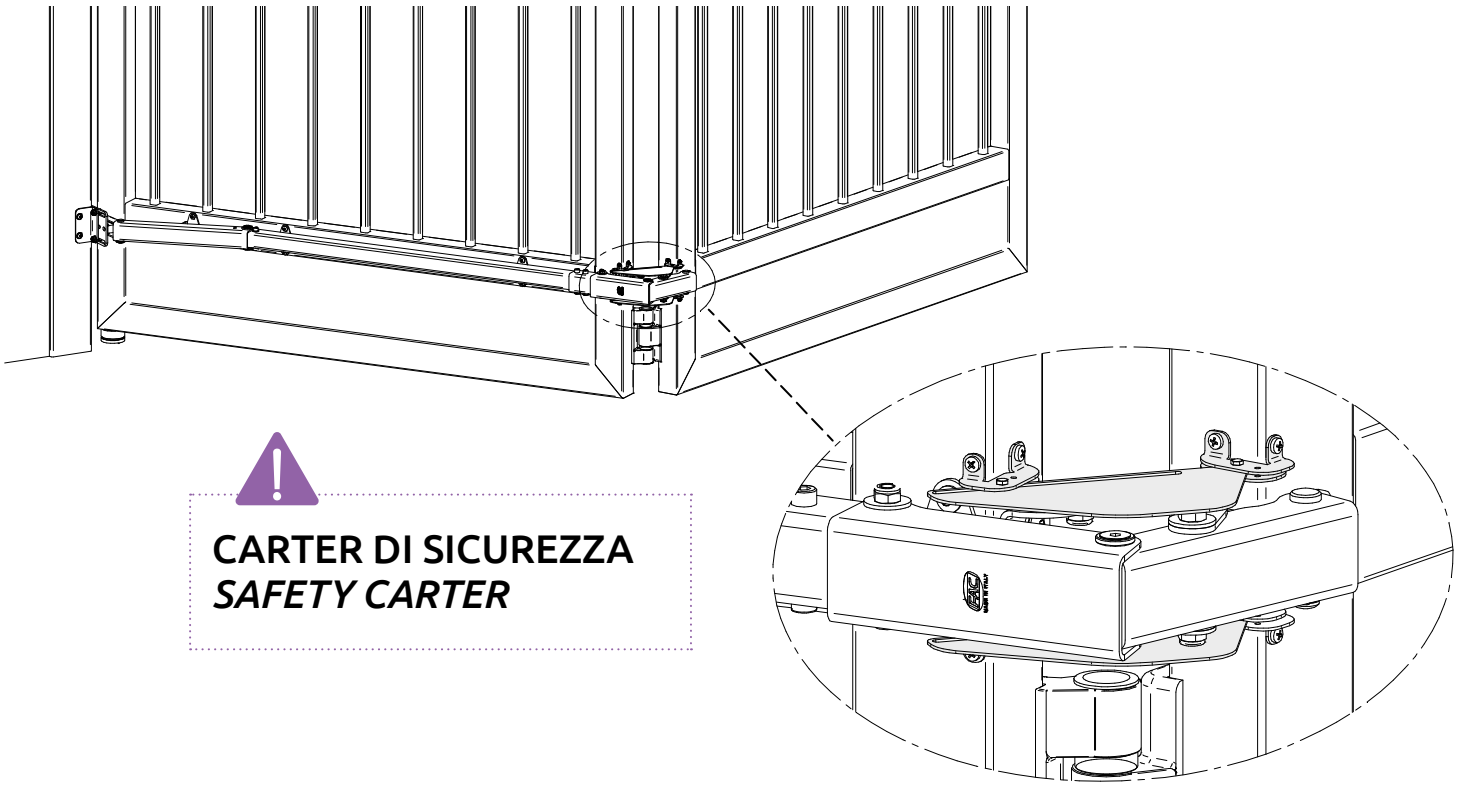

CARTER DI SICUREZZA
SAFETY CARTER

KIT BI-FOLDING HOME • *BI-FOLDING HOME KIT*

17

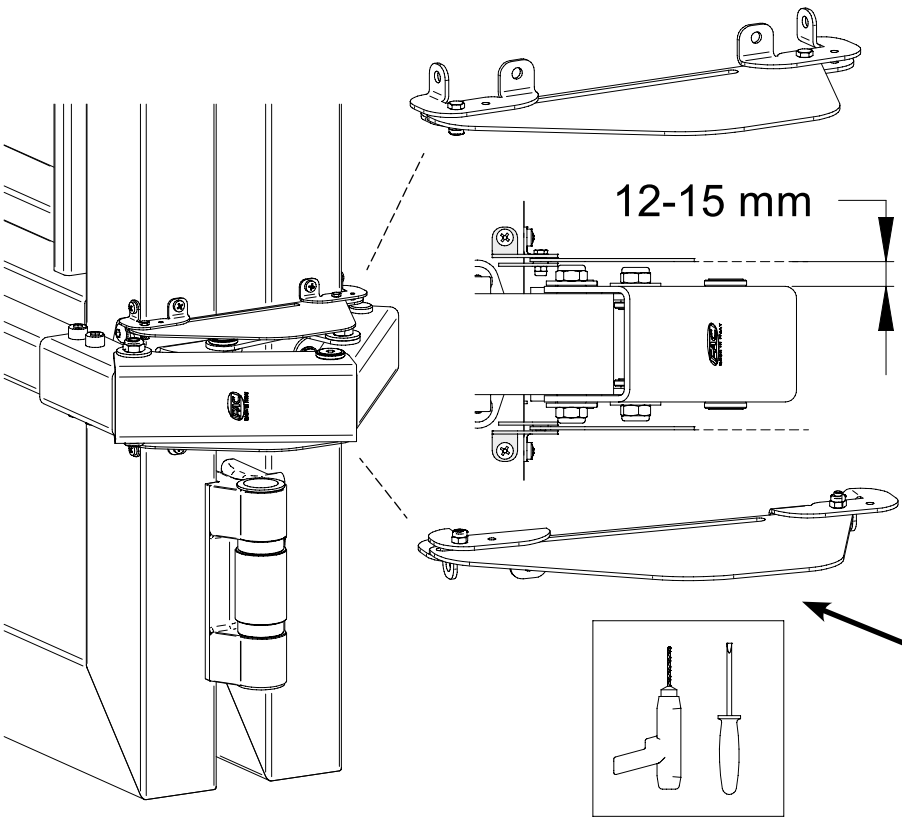

18

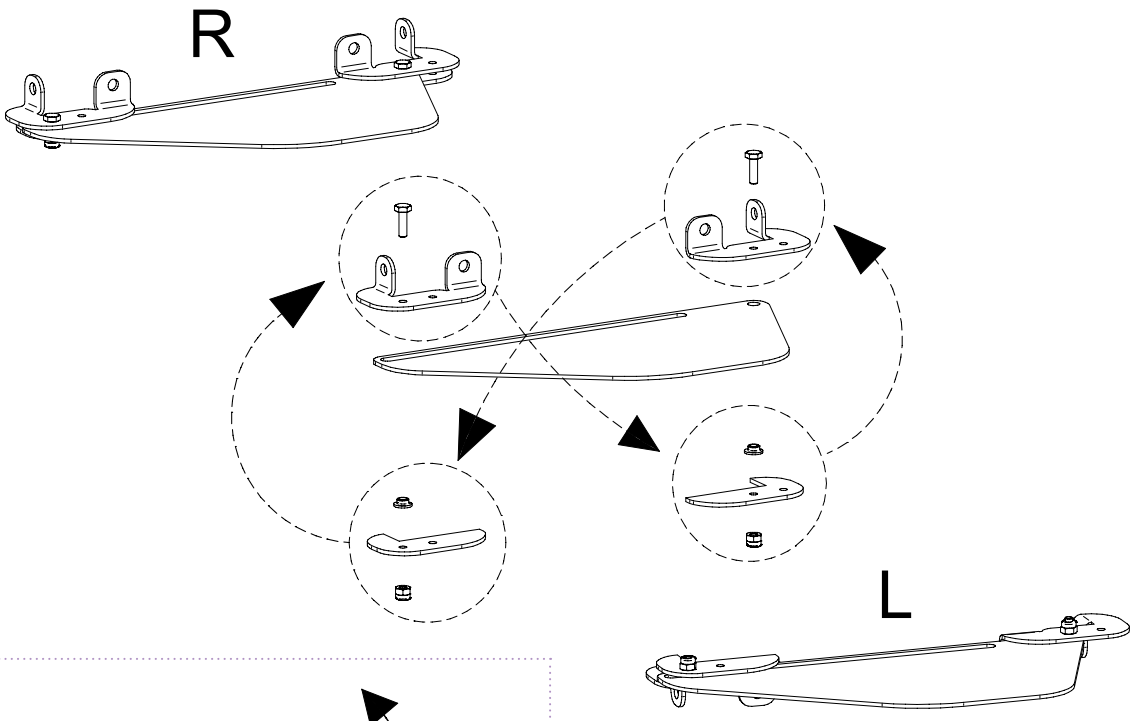

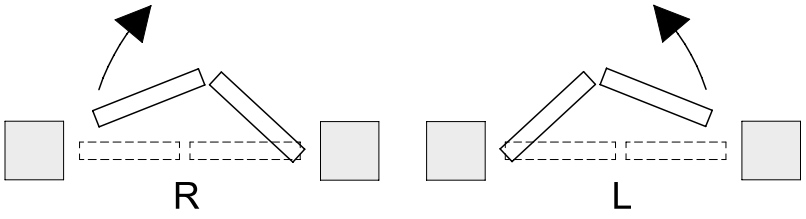

MANUTENZIONE
MAINTENANCE

1. Eseguire le verifiche di funzionamento manuale al termine dell'installazione. Controllare periodicamente che il sistema sia correttamente funzionante, privo di allentamenti e ben lubrificato (consigliato ogni tre mesi o massimo ogni 8.000 cicli). Se necessario intervenire serrando le viti e lubrificando (vedi FIG. 15).
2. In caso di malfunzionamenti dovuti a usura o urti accidentali, verificare che tutti i componenti destinati al sostegno del cancello e alla sua movimentazione siano integri ed eventualmente procedere alla sostituzione.
3. FAC srl garantisce il corretto funzionamento del sistema esclusivamente con l'utilizzo di ricambi originali.

1. *Perform manual functioning checks at the end of installation. Periodically verify that the system works correctly, is well lubricated, and has no loosened parts (we recommend a full check every 3 months or after a maximum of 8,000 cycles). If necessary, tighten the screws and lubricate (see FIG. 15).*
2. In case of malfunctions due to wear or accidental impacts, make sure that all components supporting the gate and enabling its movement are intact; if necessary, replace them.
3. *FAC srl ensures the correct functioning of the system only when using original spare parts.*

ATTENZIONE
ATTENTION

Gli accessori compresi nei kit e l'installazione proposta si riferiscono a un esempio standard. Un'installazione non conforme alla procedura illustrata e/o l'omissione della corretta manutenzione potrebbero causare malfunzionamenti e compromettere la sicurezza di persone e cose adiacenti. Verificare che gli accessori siano idonei all'opera specifica e che siano presenti i necessari dispositivi di sicurezza previsti dalle normative vigenti nel paese di installazione.

The kit-included accessories and the proposed installation refer to a standard example. An installation not in accordance with the illustrated procedure and/or omission of proper maintenance may cause malfunctions and compromise the safety of people and nearby property. Ensure that the accessories are suitable for the specific application and that the necessary safety devices required by current regulations in force in the country of installation are installed.

RICICLO
RECYCLING

Gli accessori forniti sono costituiti principalmente da materiali ferrosi, ma possono includere anche componenti in gomma o plastica. Gli imballi sono costituiti in cartone e possono inlcudere imballi in plastica per piccoli componenti. Lo smaltimento deve avvenire in conformità alle disposizioni legislative e ambientali vigenti nel Paese di installazione. Gli accessori sono conformi alle normative vigenti e non contengono sostanze SVHC (Substances of Very High Concern).

The accessories provided are mainly made of ferrous materials, but they may also include components made of rubber or plastic. The packaging is made of cardboard and can include plastic packaging for small components. Disposal must comply with the legislative and environmental provisions applicable in the country of installation.
The accessories comply with current regulations and do not contain SVHC (Substances of Very High Concern).

INFO
INFO

FAC srl si riserva il diritto di apportare modifiche alle caratteristiche del prodotto senza obbligo di preavviso, in funzione delle proprie esigenze progettuali e produttive. FAC srl declina ogni responsabilità per eventuali modifiche, anche parziali, apportate al prodotto da parte dell'installatore. Le prestazioni dichiarate sono garantite esclusivamente se l'installazione viene eseguita secondo le istruzioni riportate sulle schede tecniche e da personale qualificato.
Per ulteriori informazioni scrivici a: **info@facsrl.com**

FAC srl reserves the right to make changes to the product's characteristics without prior notice, based on its design and production requirements. FAC srl declines all responsibility for any changes, even partial, made to the product by the installer. The declared performance is guaranteed only if the installation is carried out according to the instructions in the technical data sheets and by qualified personnel.
For further information, write to us at: ***info@facsrl.com***

SUPPORTO TECNICO
TECHNICAL SUPPORT

Per qualsiasi dubbio o chiarimento in merito al dimensionamento e alla corretta applicazione del prodotto, il nostro supporto tecnico è a completa disposizione. Siamo lieti di fornirvi tutte le informazioni necessarie per garantire un'installazione ottimale ed efficiente.
Non esitate a contattarci:
La vostra soddisfazione è parte integrante della nostra qualità.

If you have any questions or need clarification regarding the sizing or proper application of the product, our technical support team is at your complete disposal. We will be happy to provide all the necessary information to ensure optimal and efficient installation.
Don't hesitate to contact us:
Your satisfaction is an integral part of our commitment to quality.



CONTATTACI
CONTACT US

FAC srl
Via Bacchiglione, 6
36033 Isola Vicentina
Vicenza · ITALY

Contact us
Tel. +39 0444 976241
Fax +39 0444 976936
info@facsrl.com

FACSRL.COM

KC7101

KIT BI-FOLDING HOME
BI-FOLDING HOME KIT

Kit d'accessoires en acier galvanisé et charnières en aluminium pour la réalisation **de portails à battants pliants,** idéaux pour les applications dans les contextes résidentiels, industriels, agricoles et administratifs. Cette solution est conçue pour optimiser les espaces d'ouverture en profondeur, permettant l'installation même en présence d'espaces limités ou d'obstacles structurels. **Le système Bi-folding** permet de diviser chaque vantail en deux sections reliées entre elles par des articulations mécaniques, garantissant une **ouverture fluide, silencieuse et précise.**

Zubehör-Kit aus verzinktem Stahl mit Aluminiumscharnieren. **Für die Herstellung von Falttoren,** *ideal für Anwendungen in Wohn-, Industrie-, Landwirtschafts- und Verwaltungsgebäuden. Diese Lösung wurde entwickelt, um die Öffnungsräume in der Tiefe zu optimieren und ermöglicht die Installation auch bei begrenzten Flächen oder baulichen Hindernissen. Das* ***Bi-Folding-System*** *ermöglicht die Unterteilung jedes Flügels in zwei Abschnitte, die durch mechanische Gelenke miteinander verbunden sind* ***und eine reibungslose, geräuscharme und präzise Öffnung gewährleisten.***

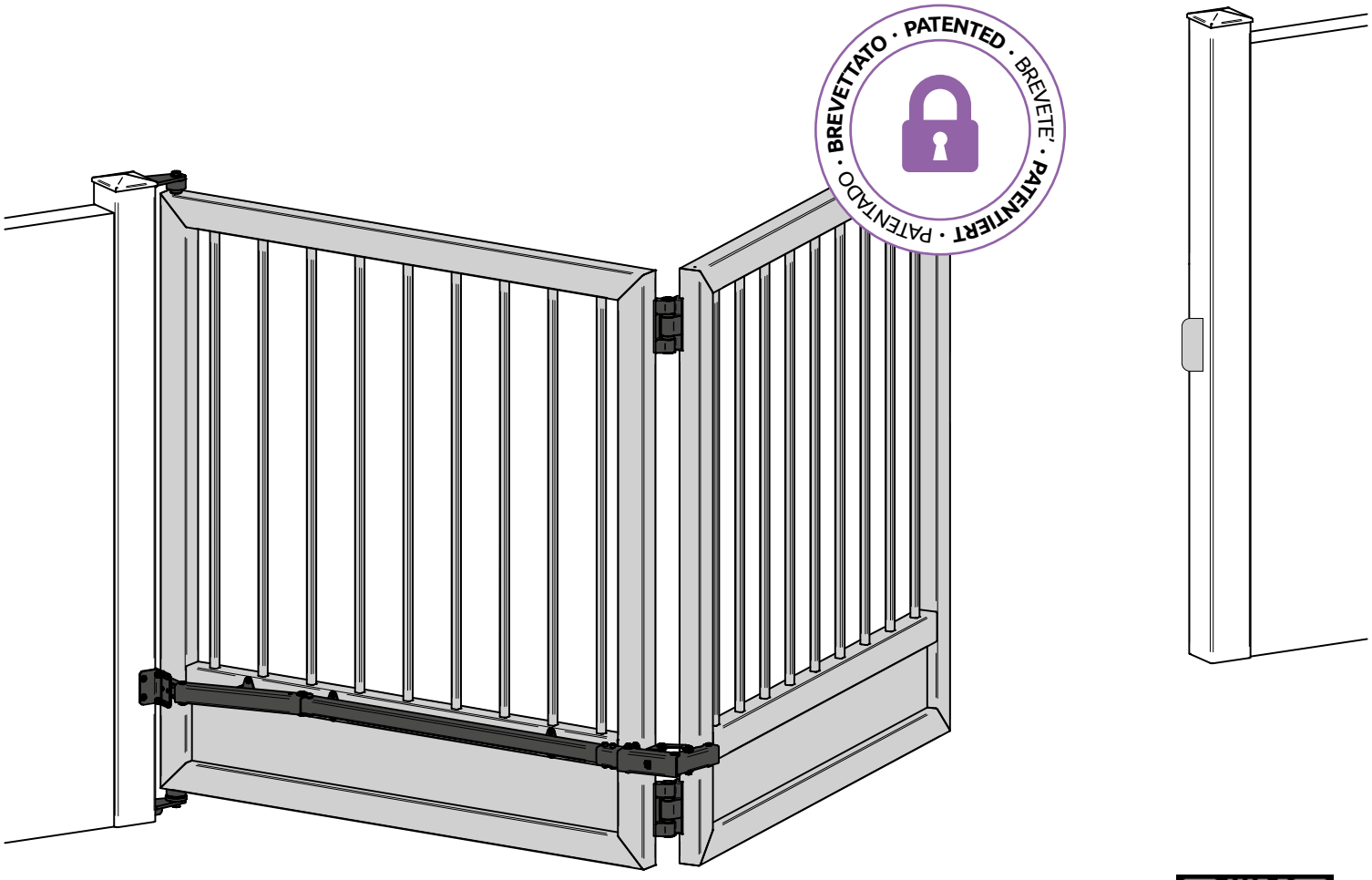

Vidéo d'installation
Installationsvideo

Scannez le code QR ou cliquez
Scannen Sie den QR-Code oder klicken Sie

KIT BI-FOLDING HOME • *BI-FOLDING HOME KIT*

LISTE DE COMPOSANTS
KOMPONENTEN

x1 	x1 	x2 
VC7101.060	VC7102.060	VL4500.140.V
x1 	x1 	x1 
VC7105.060		

x1 		
VA5401.002.L		

KITS DISPONIBLES Choisissez le kit le mieux adapté à vos besoins.
VERFÜGBARE KITS Wählen Sie das Kit, das Ihren Anforderungen am besten entspricht.

KC7101.160	**AVEC GOND ROND À SOUDER** *MIT ANZUSCHWEISSENDEM RUNDEN TORBAND*	
VC4111.B50	Gond supérieur rond | *Rundes Torband oben*	
VC4212.B50	Gond inférieur rond | *Rundes Torband unten*	

KC7101.260	**AVEC GOND POUR TUBE CARRÉ 40 mm** *MIT TORBAND FÜR QUADRATROHR 40*	
VC4171.B40	Gond supérieur pour tube carré 40 mm | *Oberes Torband für Quadratrohr 40 mm*	
VC4271.B40	Gond inférieur pour tube carré 40 mm | *Unteres Torband für Quadratrohr 40 mm*	

KC7101.360	**AVEC GOND POUR TUBE CARRÉ 50 mm** *MIT TORBAND FÜR QUADRATROHR 50*	
VC4171.B50	Gond supérieur pour tube carré 50 mm | *Oberes Torband für Quadratrohr 50 mm*	
VC4272.B50	Gond inférieur pour tube 50 mm | *Unteres Torband für Quadratrohr 50 mm*	

Bi-folding Brochure

Scannez le code QR ou cliquez
Scannen Sie den QR-Code oder klicken Sie

KIT BI-FOLDING HOME • *BI-FOLDING HOME KIT*

MODALITÉS D'UTILISATION
VERWENDUNGSMODALITÄTEN

1x KC7101.xxx **pour seule porte**
für Einzeltor



2x KC7101.xxx **pour double porte**
für Doppeltor

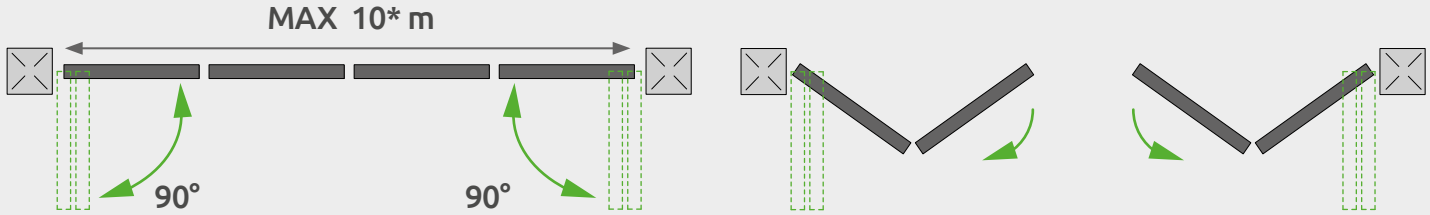

*
FR: Pour les installations entre 4 m et 5 m, veuillez contacter le service d'assistance FAC ou votre revendeur agréé FAC.
DE: Für Installationen zwischen 4 m und 5 m wenden Sie sich bitte an den FAC-Kundendienst oder an einen autorisierten FAC-Händler.

ARTICLE CONNEXES Connectez-vous sur notre site pour voir les différents types et mesures disponibles
VERWANDTE ARTIKEL Welche Arten und Maße erhältlich sind, erfahren Sie auf unserer Website



VC9101
VC9111



VC5101
VC5102
VC5103



VC7106.050

Accessoires pour portails pivotants
Zubehör für Flügeltore

Scannez le code QR ou cliquez
Scannen Sie den QR-Code oder klicken Sie

KIT BI-FOLDING HOME • *BI-FOLDING HOME KIT*

DIMENSIONNEMENT
BEMESSUNG

A min-max (m)	B min (mm)	C (mm)	D min (mm)	E (mm)	M	L min (m)	Q (mm)	A/H max
1,9-5	65	50	50	80	Près du moteur In Motornähe	0,89	50-60	3

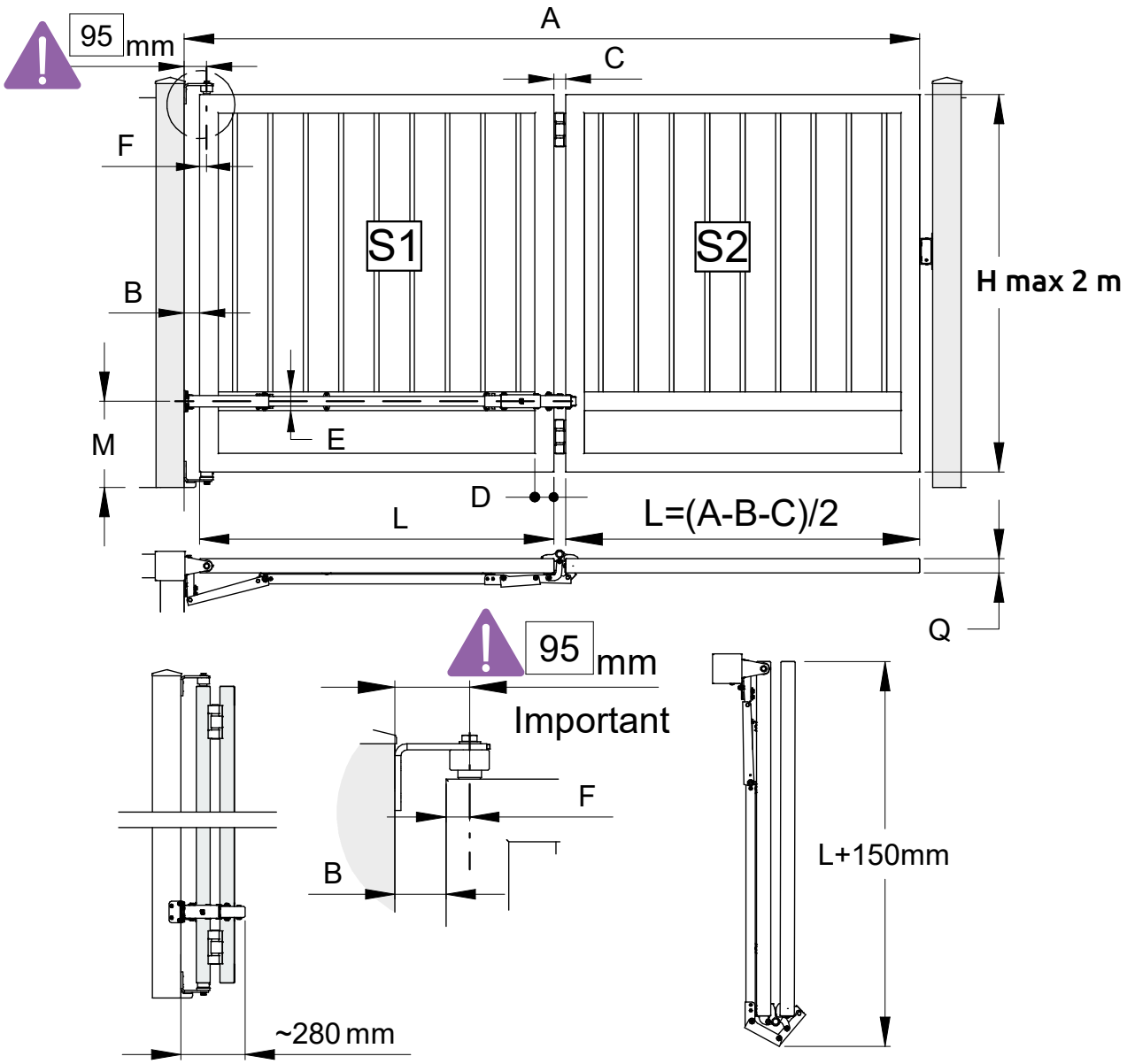

Ouverture A (m) *Öffnung A (m)*	L (m) avec/mit B=0,07 m
2	0,94
2,5	1,19
3	1,44
3,5	1,69
4	1,94

EXEMPLE AVEC MESURES HORS TABLEAU
BEISPIEL NICHT IN TABELLE VERZEICHNETE MASSE

A = 2,8 m
B = 70 mm
C = 50 mm (voir tableau/gemäß der obigen Tabelle)
L = (A-B-C)/2
L = (2,8-0,07-0,05)/2
L = 2,68/2
L = 1,34 m

Pour les ouvertures comprises entre 4 et 5 mètres, veuillez contacter notre assistance technique : nous serons ravis de vous aider à choisir les dimensions adaptées. Cette plage nécessite une attention particulière afin de garantir la durabilité, des performances optimales et la sécurité dans le temps.

Bei Öffnungen zwischen 4 und 5 Metern wenden Sie sich bitte an unseren technischen Support: Wir helfen Ihnen gerne bei der Auswahl der richtigen Abmessungen. Dieser Bereich erfordert besondere Aufmerksamkeit, um Langlebigkeit, optimale Leistung und Sicherheit über einen langen Zeitraum zu gewährleisten.

KIT BI-FOLDING HOME • *BI-FOLDING HOME KIT*

POIDS MAXIMUM DU VANTAIL S2 EN FONCTION DE LA LONGUEUR L
MAX. GEWICHT S2 IN ABHÄNGIGKEIT VON L

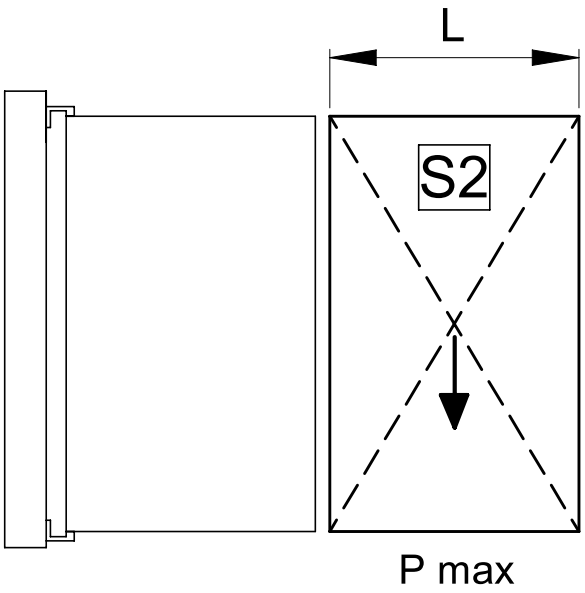

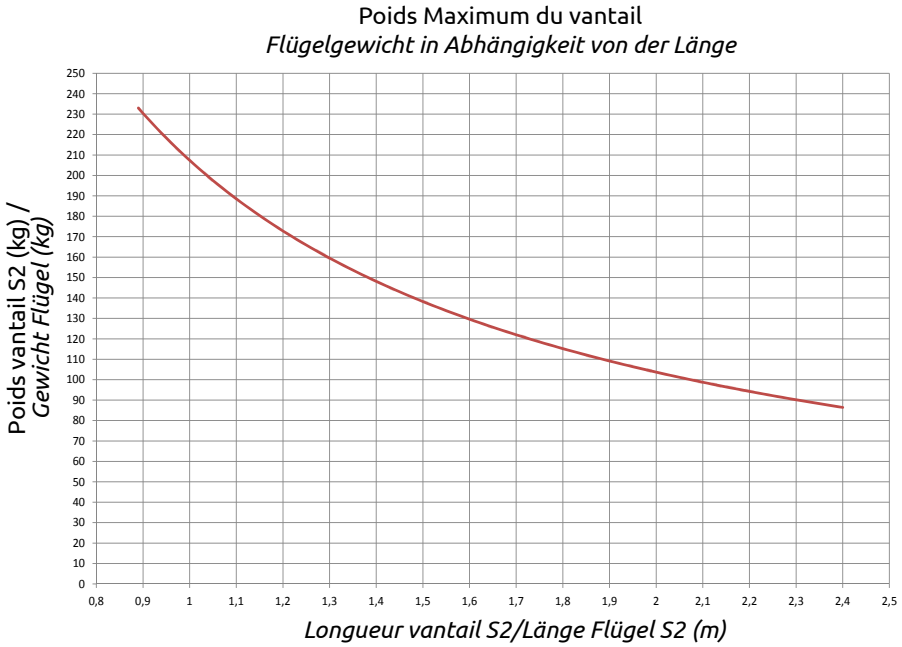

CHARGE GONDS EN FONCTION DE A/H
TRAGFÄHIGKEIT TORBÄNDER IN ABHÄNGIGKEIT VON A/H

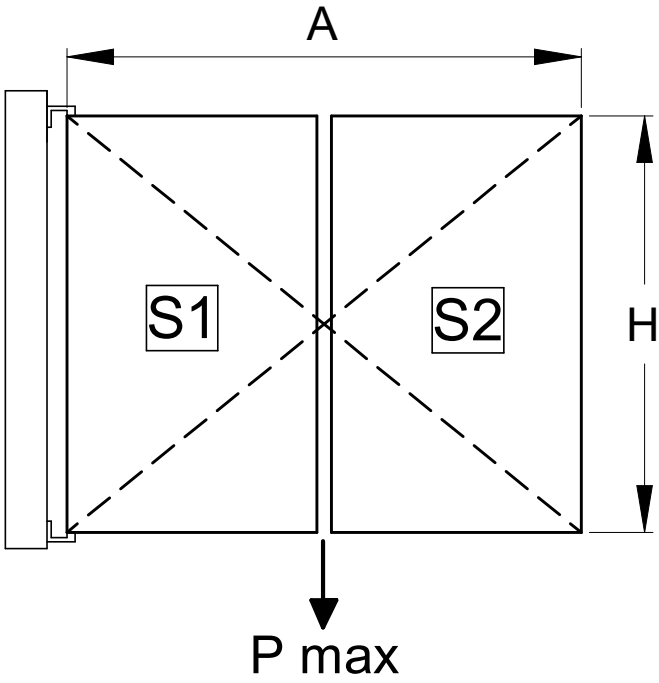

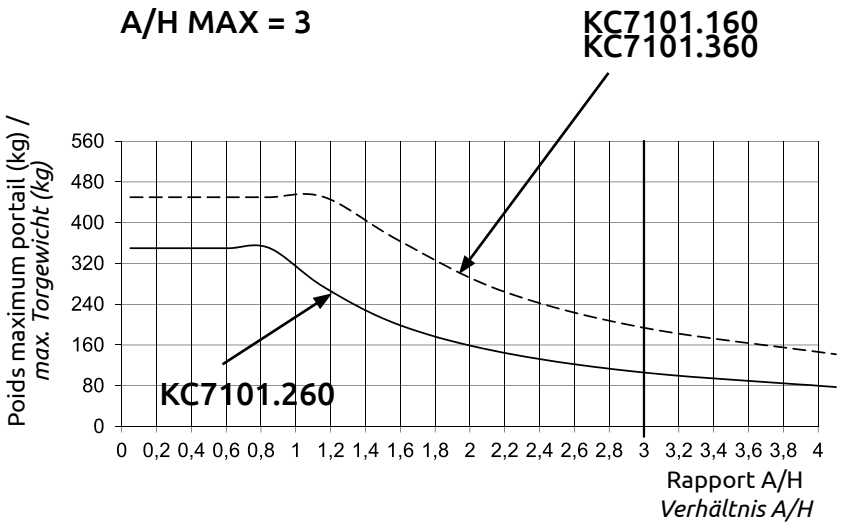

Le point d'intersection entre le poids et le rapport A/H doit être sous la courbe du Kit choisi.
Der Schnittpunkt der Grafiken Gewicht und Verhältnis A/H muss sich unterhalb der Kurve für das gewählte Kit befinden.

KIT BI-FOLDING HOME • *BI-FOLDING HOME KIT*

INFO TECHNIQUE
TECHNISCHE INFORMATIONEN

1. Pour portails motorisés il faut faire très attention dans le choix et le calibrage de la vitesse : démarrage et arrêt en douceur sont fortement recommandés. Une vitesse excessive peut être très stressant pour le système et être la cause des desserrages ou causer la ruptures des certaines pièces.

***1.** Bei motorisierten Toren sind ein langsames Anfahren und Anhalten sowie Geschwindigkeiten vorzusehen, die elastische Effekte zwischen den Flügeln vermeiden. Diese verkürzen die Lebensdauer des Systems und sind die Ursache für Fehlfunktionen und Bruch.*

1

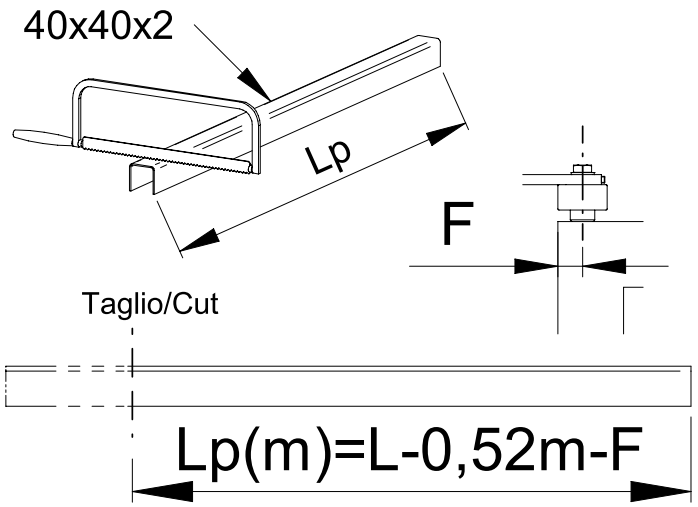

2

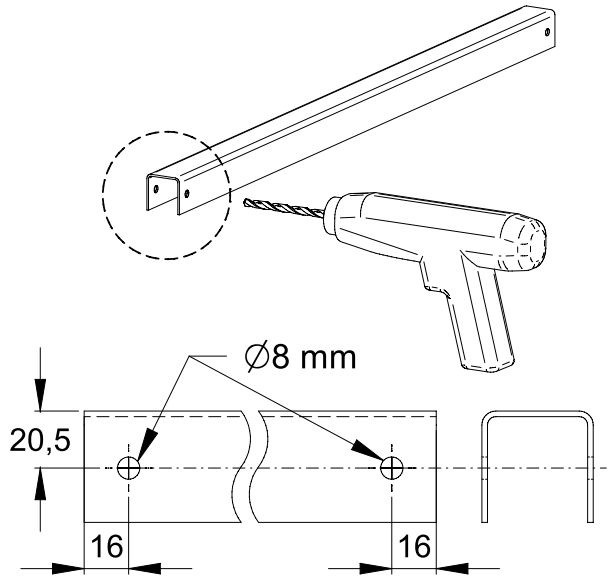

3

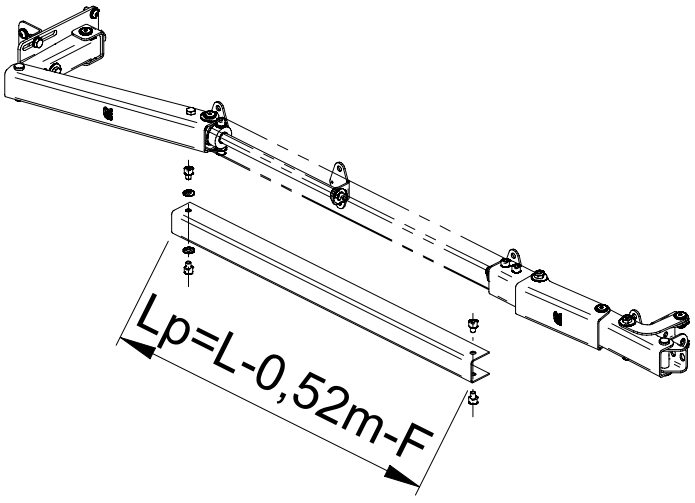

4

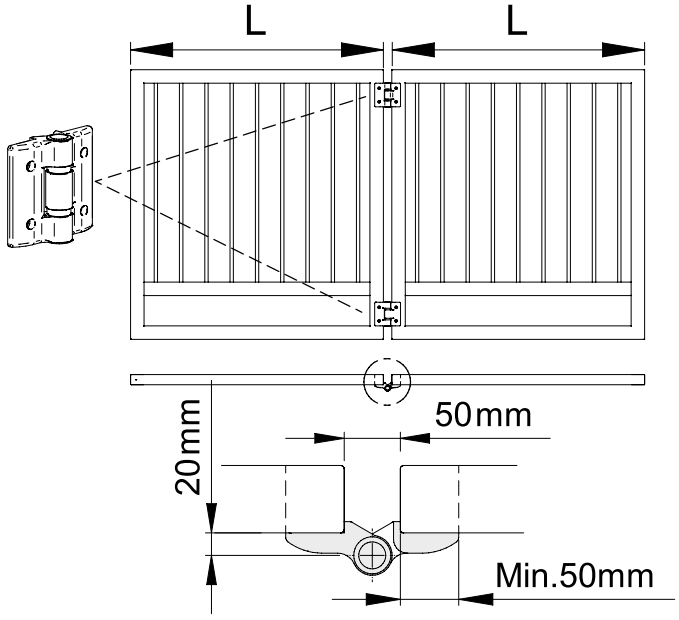

KIT BI-FOLDING HOME • *BI-FOLDING HOME KIT*

5

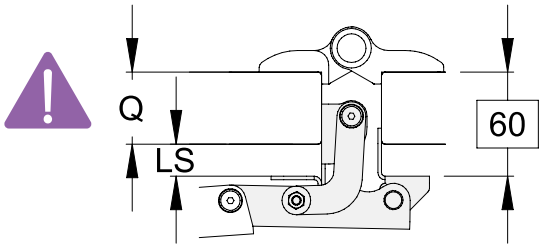

Q (mm)	LS (mm)
50	10
60	/

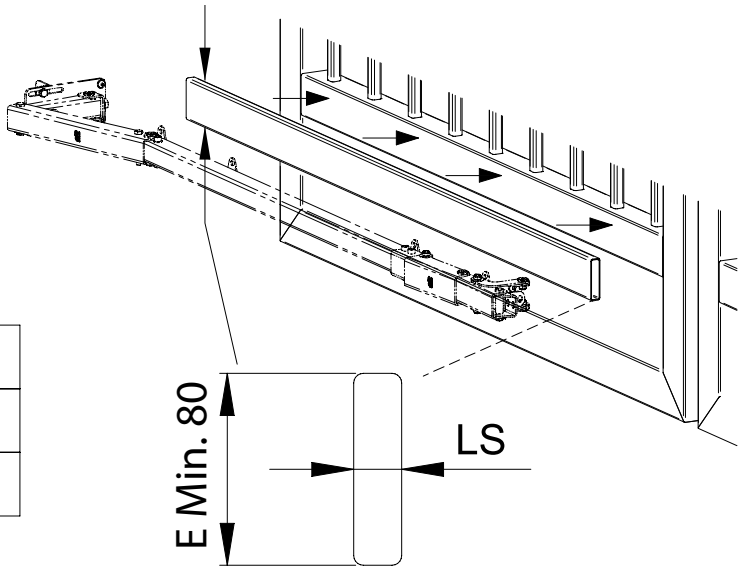

6

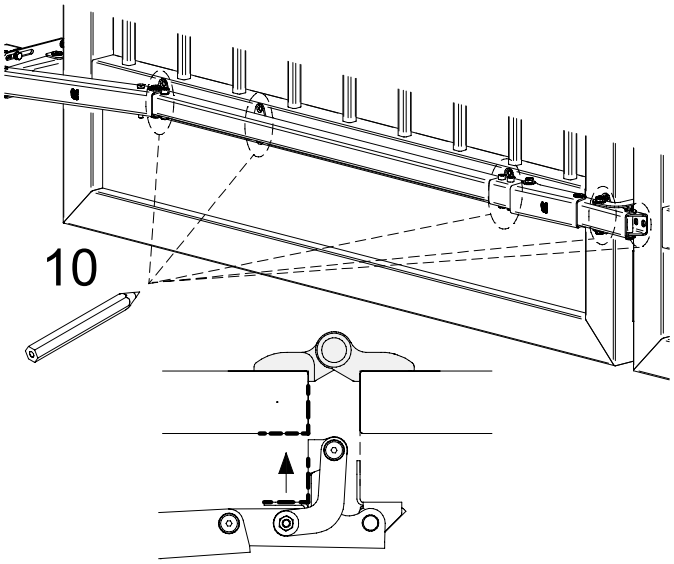

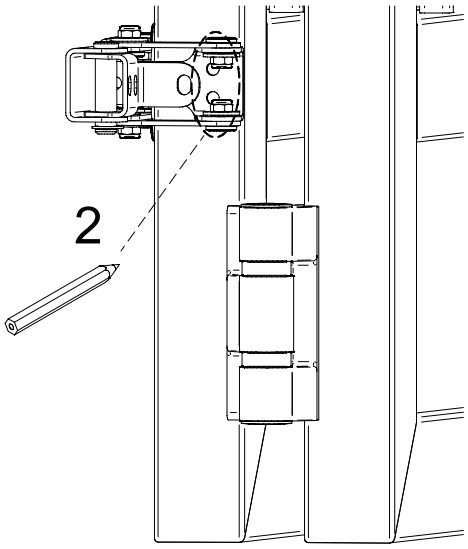

7

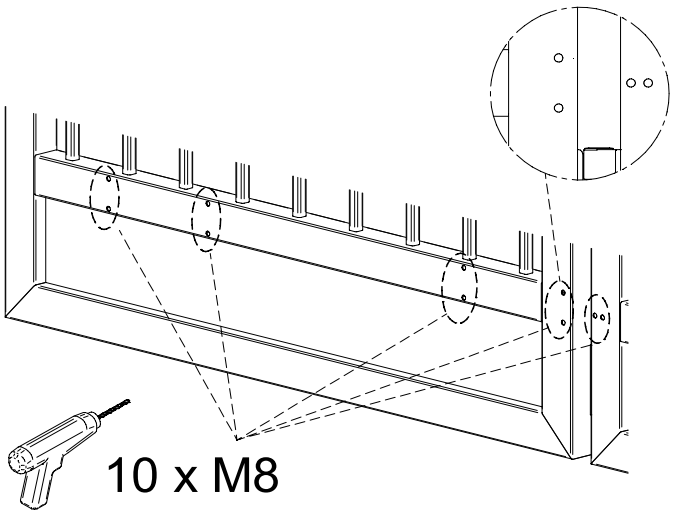

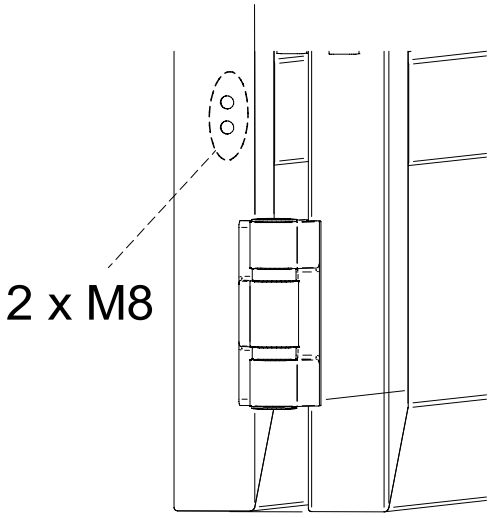

KIT BI-FOLDING HOME • *BI-FOLDING HOME KIT*

8

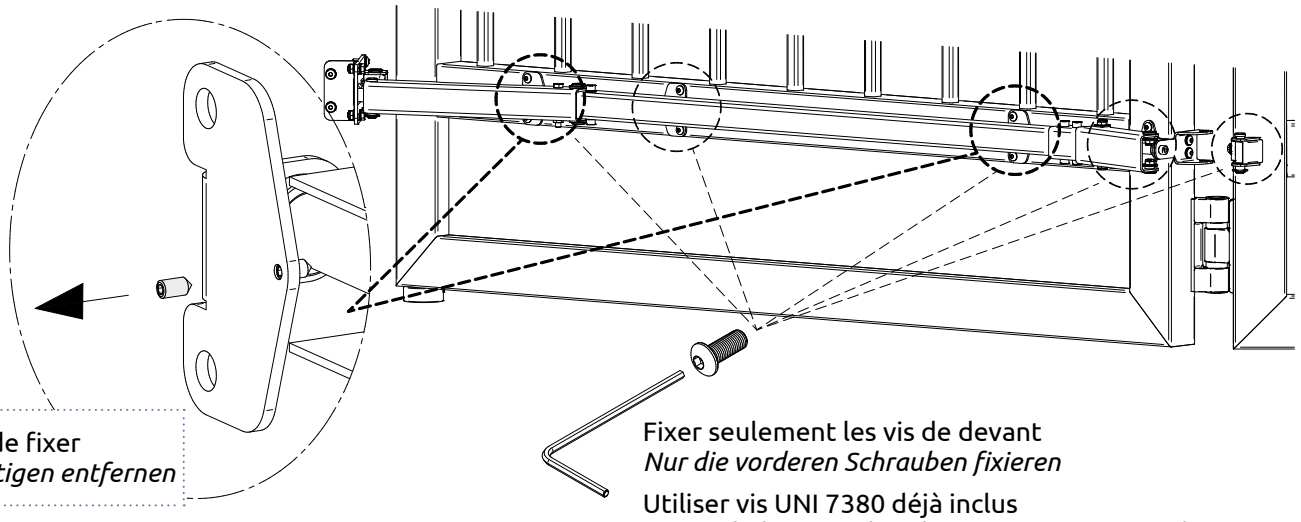

Retirer avant de fixer
Vor dem Befestigen entfernen

Fixer seulement les vis de devant
Nur die vorderen Schrauben fixieren

Utiliser vis UNI 7380 déjà inclus
Die enthaltenen Schrauben UNI 7380 verwenden

9

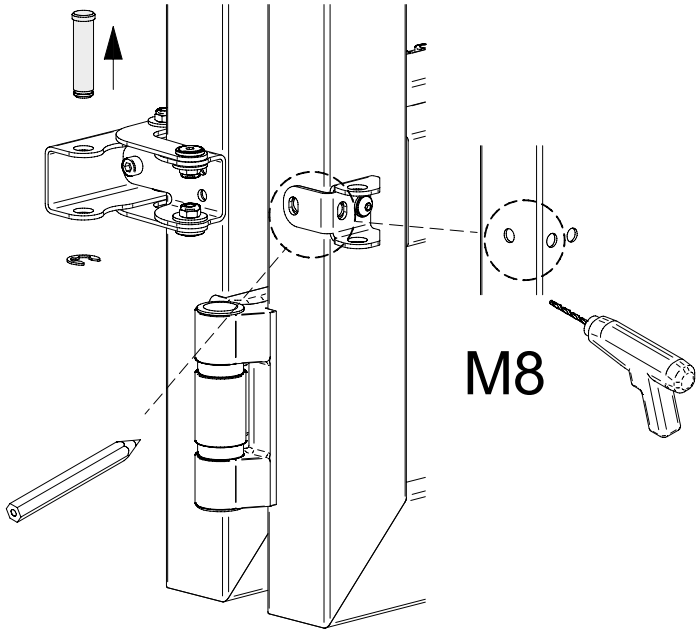

10

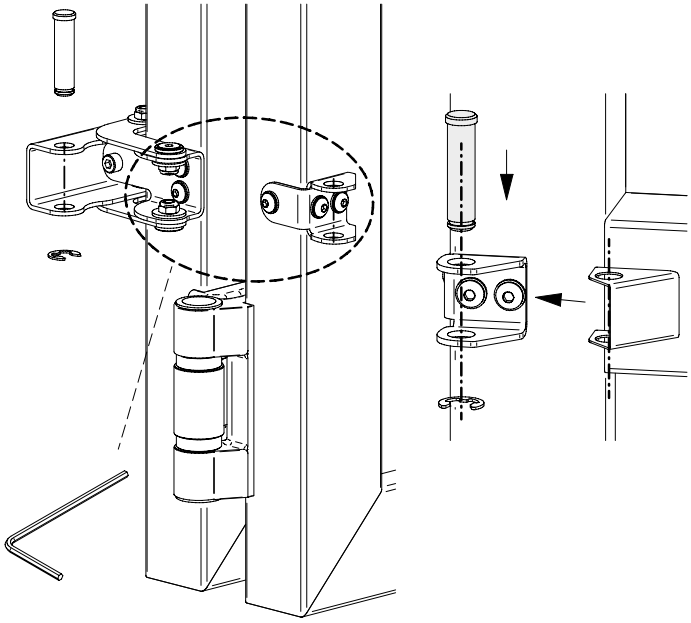

KIT BI-FOLDING HOME • *BI-FOLDING HOME KIT*

11

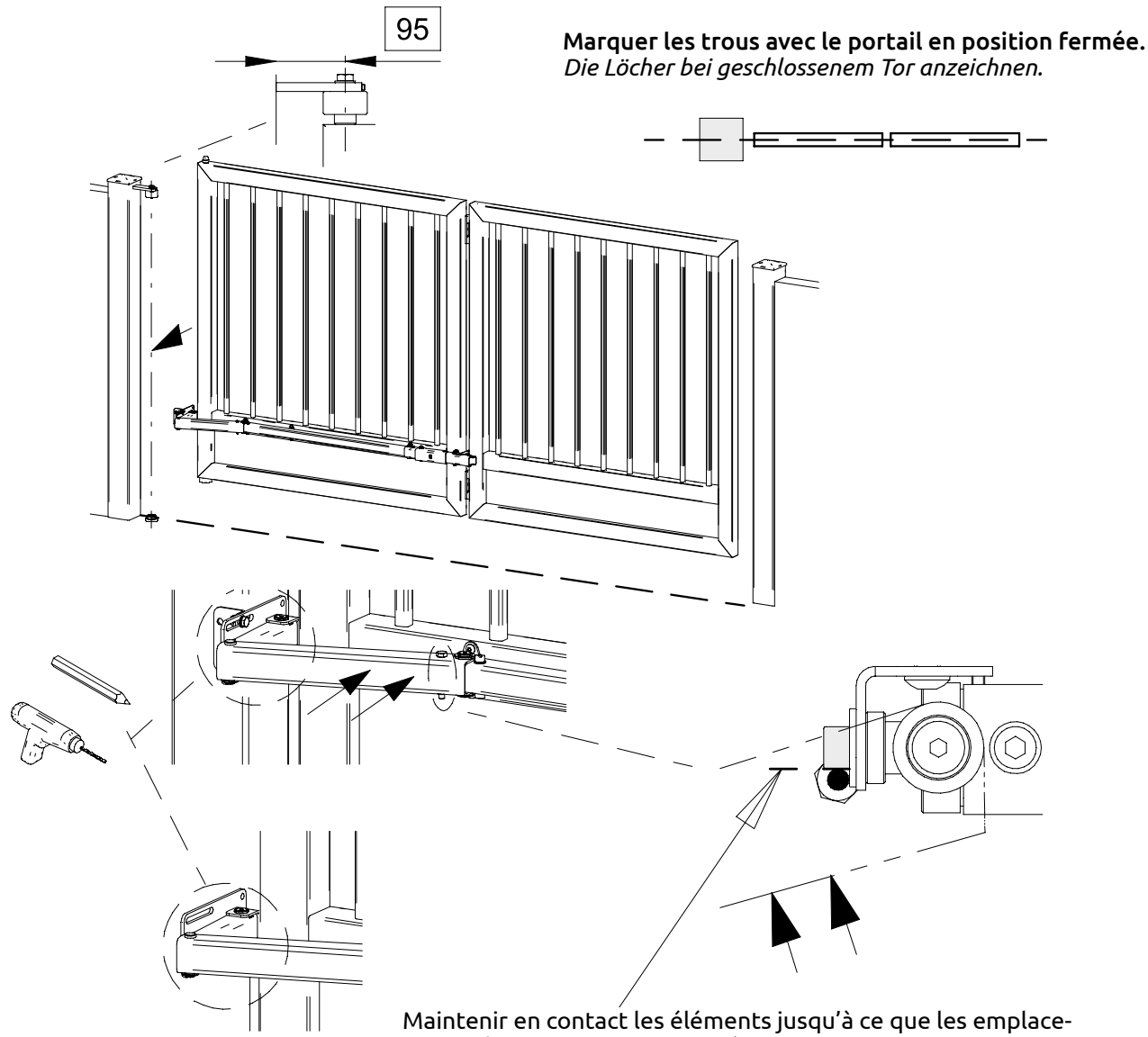

Marquer les trous avec le portail en position fermée.
Die Löcher bei geschlossenem Tor anzeichnen.

Maintenir en contact les éléments jusqu'à ce que les emplacements des trous soient marqués.
Beim Anzeichnen der Löcher in Kontakt halten.

12

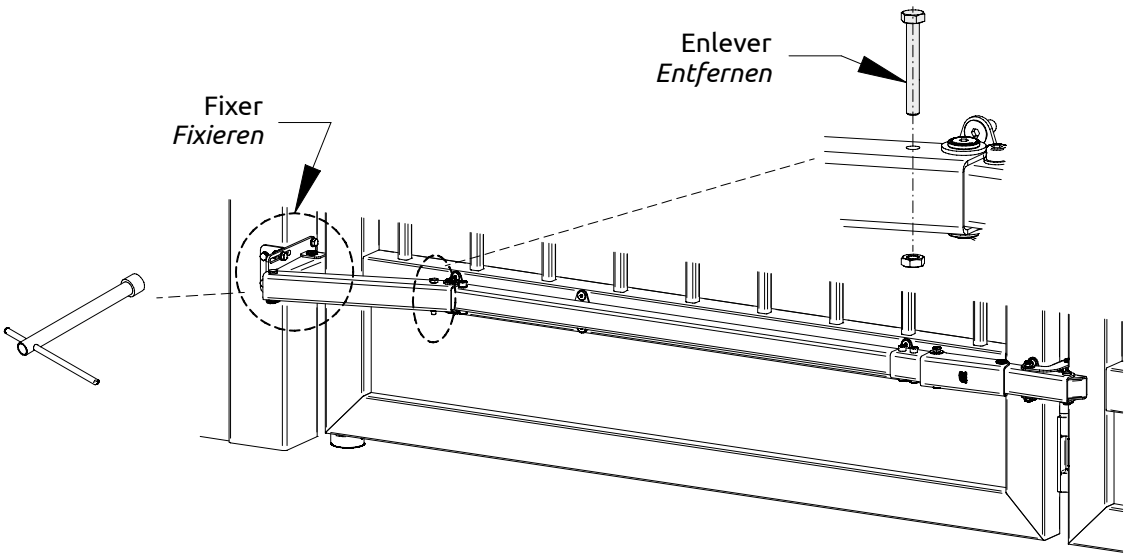

KIT BI-FOLDING HOME • *BI-FOLDING HOME KIT*

13

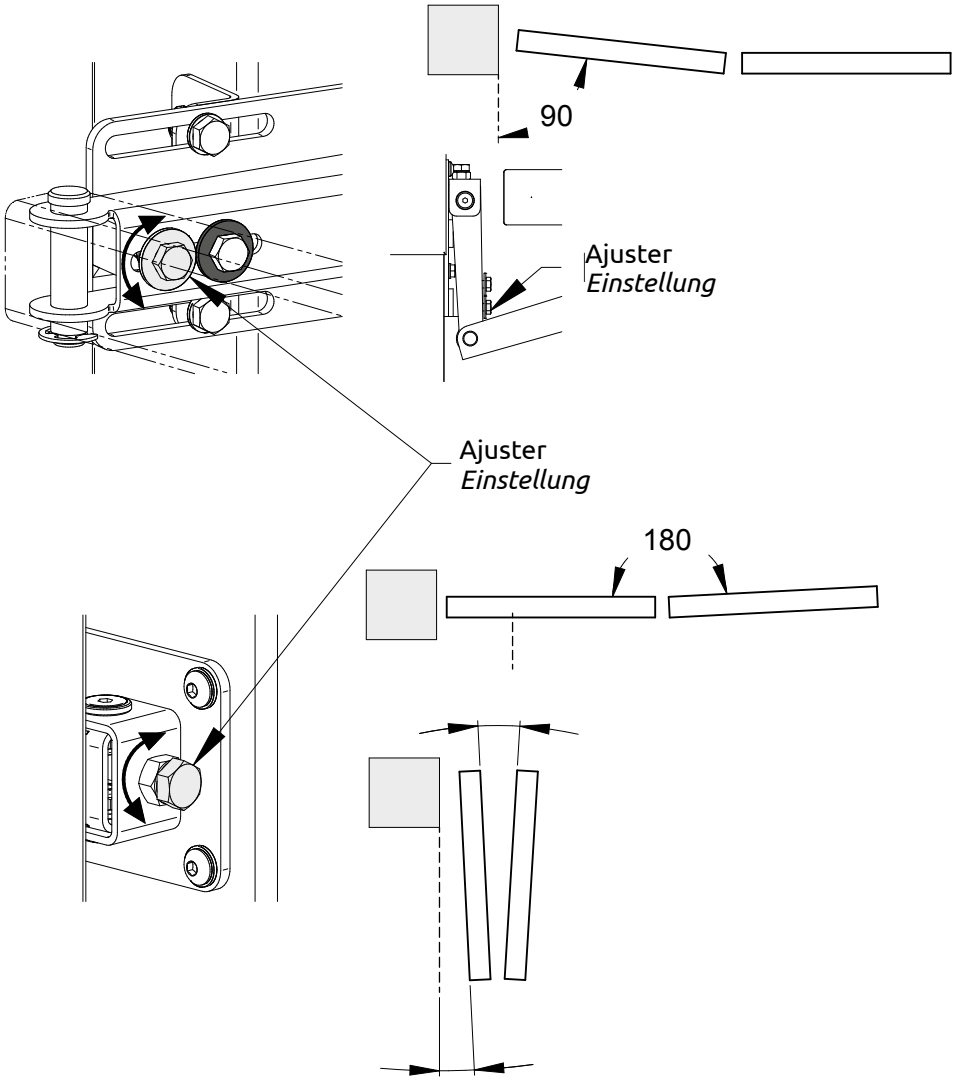

14

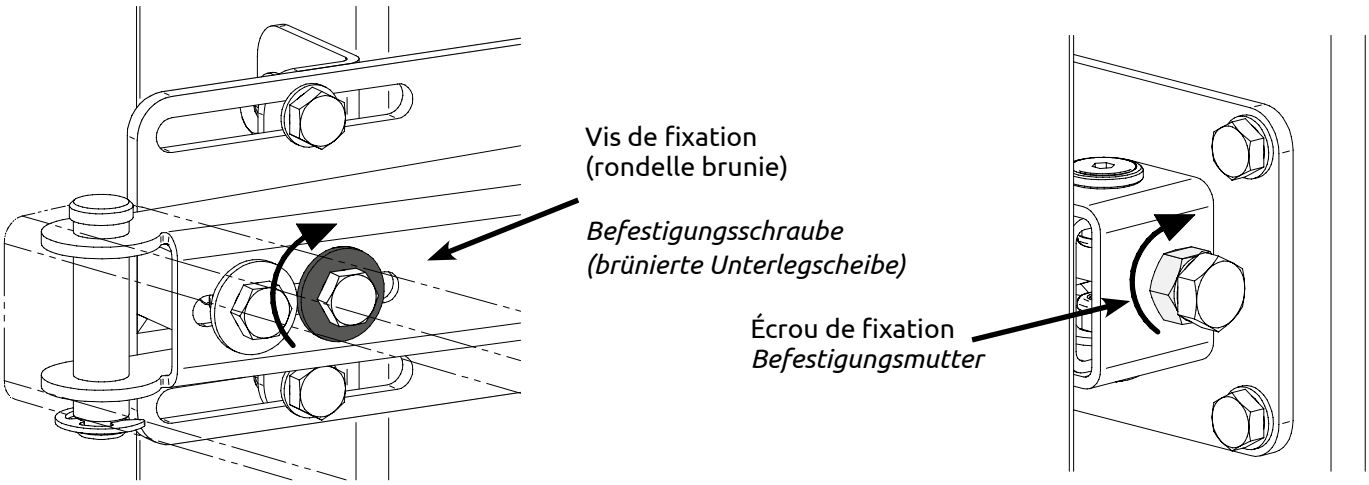

KIT BI-FOLDING HOME • *BI-FOLDING HOME KIT*

15

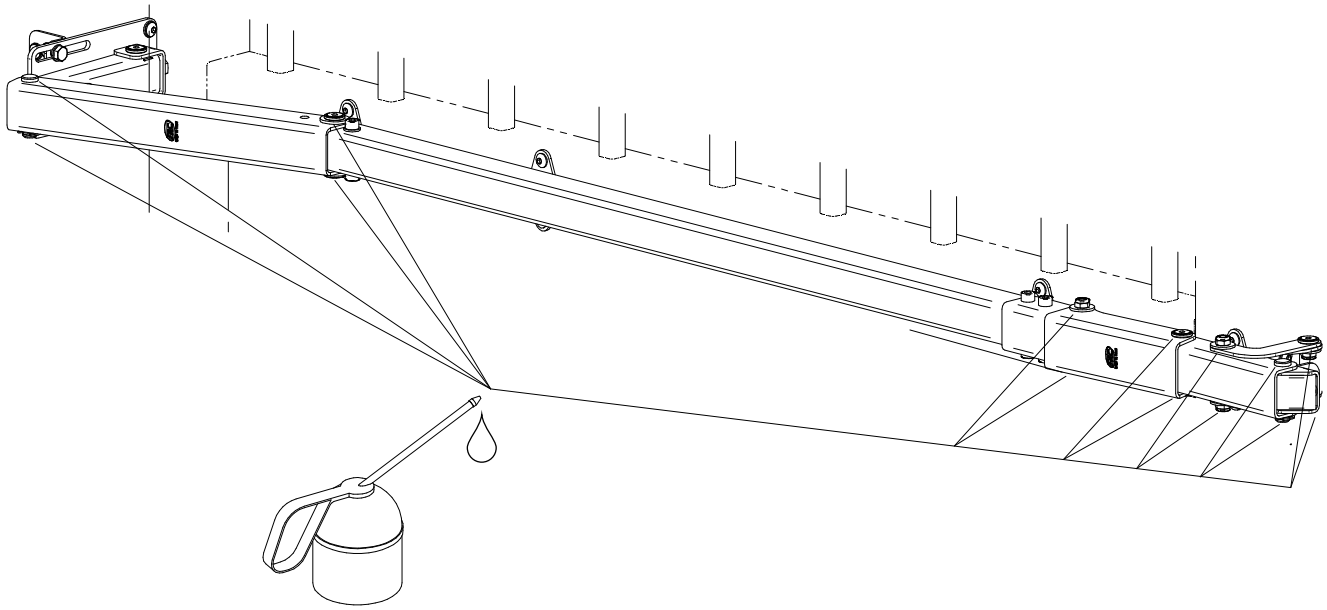

16

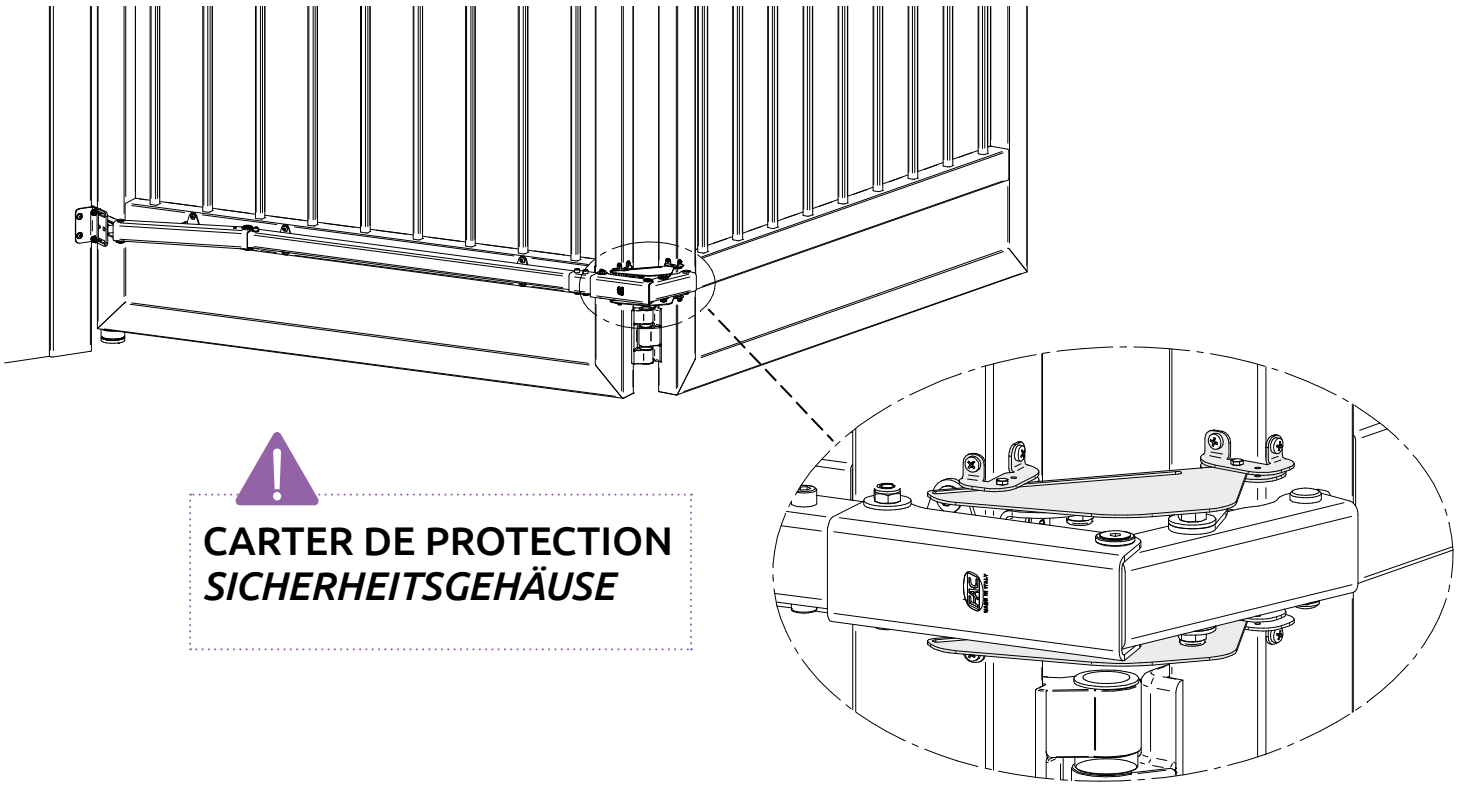

CARTER DE PROTECTION
SICHERHEITSGEHÄUSE

KIT BI-FOLDING HOME • *BI-FOLDING HOME KIT*

17

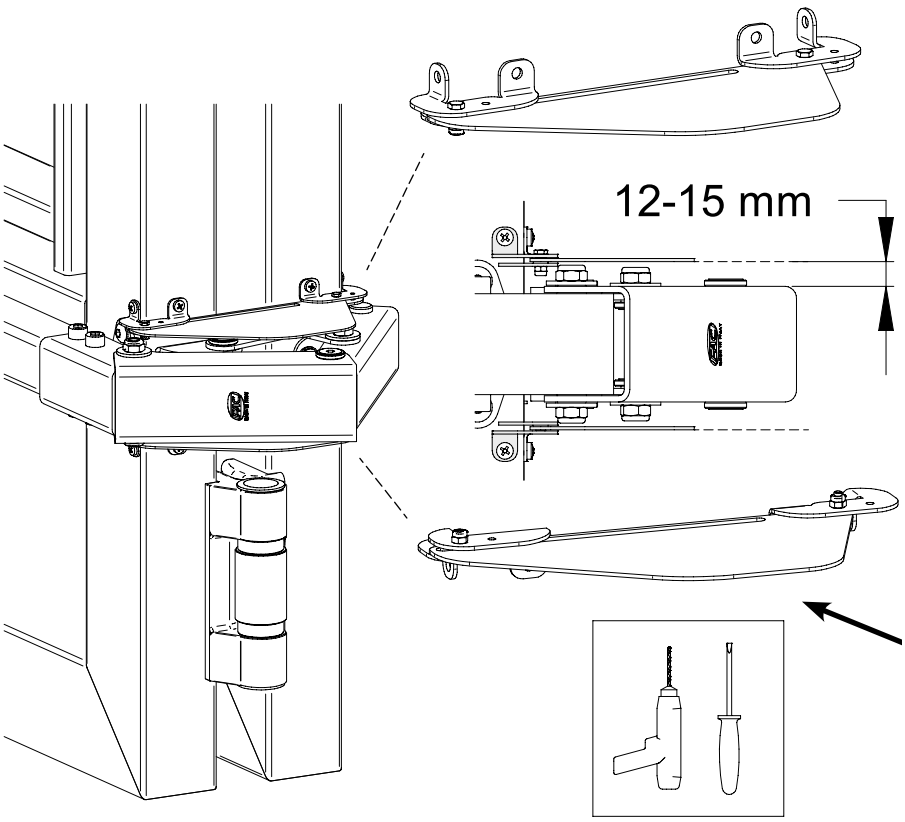

Deuxième carter OPTIONNEL

Zweite sicherheitsgehäuse OPTIONAL

18

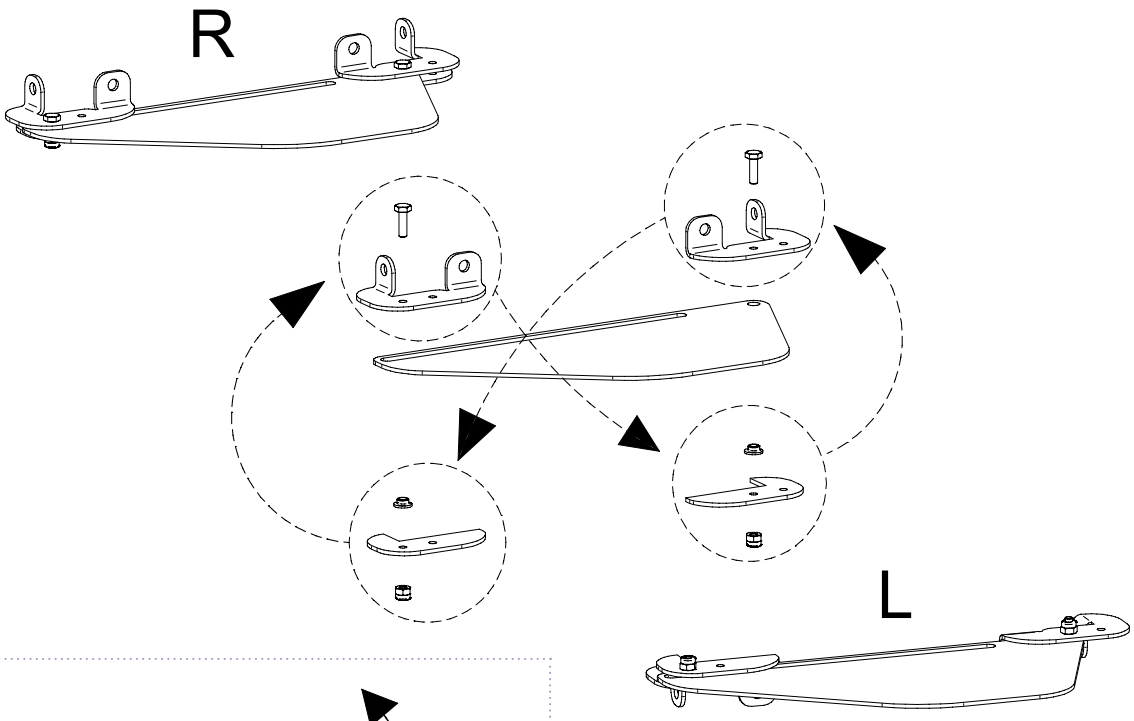

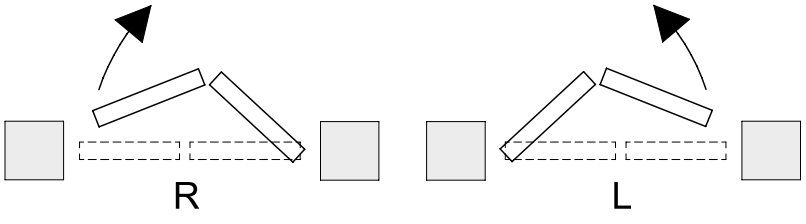

ENTRETIEN
WARTUNG

1. Au terme de l'installation, effectuer les vérifications de fonctionnement manuel. Vérifier régulièrement que le système fonctionne correctement, qu'il n'y a pas de desserrage et qu'il est bien lubrifié (recommandé tous les trois mois ou tous les 8.000 cycles maximum). Si nécessaire il faut intervenir en serrant les vis et en lubrifiant (voir FIG. 15).
2. En cas de dysfonctionnements dus à l'usure ou à des chocs accidentels, vérifier que tous les composants destinés à soutenir le portail et à son déplacement sont intacts. Les remplacer si nécessaire.
3. FAC srl garantit le fonctionnement correct du système uniquement si des pièces détachées originales sont utilisées.

1. *Führen Sie nach Abschluss der Installation einen manuellen Funktionstest durch. Stellen Sie in regelmäßigen Abständen sicher, dass das System ordnungsgemäß funktioniert, dass keine Lockerungen vorhanden sind und, dass es gut geschmiert ist (empfohlen alle drei Monate oder maximal alle 8.000 Zyklen). Bei Bedarf die Schrauben anziehen und schmieren (siehe Abb. 15).*
2. *Überprüfen Sie bei Funktionsstörungen aufgrund von Verschleiß oder versehentlichen Stößen, ob alle tragenden Komponenten des Tors unbeschädigt sind und sich ordnungsgemäß bewegen und nehmen Sie gegebenenfalls ihre Ersetzung vor.*
3. *FAC garantiert das ordnungsgemäße des Systems Funktionieren ausschließlich bei Verwendung von Originalersatzteilen.*

AVERTISSEMENT
ACHTUNG

Les accessoires compris dans le kit ainsi que la proposition d'installation se réfèrent à un exemple standard. Une installation non conforme à la procédure indiquée et/ou la non-exécution des opérations d'entretien correctes, peuvent provoquer un dysfonctionnement du portail et mettre en danger la sécurité des personnes et des objets se trouvant à proximité. Vérifier que les accessoires sont appropriés au système spécifique et que les dispositifs de sécurité nécessaires prévus par la réglementation en vigueur dans le pays d'installation sont présents.

Das im Bausatz enthaltene Zubehör und die vorgeschlagene Installation beziehen sich auf ein Standardbeispiel. Eine Installation, die nicht dem dargestellten Verfahren entspricht, und/oder eine nicht ordnungsgemäße Wartung können zu Fehlfunktionen führen, die die Sicherheit von Personen und benachbarten Objekten gefährden. Vergewissern Sie sich, dass das Zubehör für das jeweilige System geeignet ist, und statten Sie es mit den erforderlichen Sicherheitsvorrichtungen gemäß den im Land der Installation geltenden Vorschriften aus.

RECYCLAGE
RECYCLING

Les accessoires fournis sont constitués essentiellement de matériaux ferreux, mais peuvent aussi inclure des composants en caoutchouc ou en plastique. Les emballages sont composés de carton et peuvent inclure des emballages en plastique pour les petits composants. L'élimination doit être effectuée conformément aux dispositions législatives et environnementales en vigueur dans le pays d'installation. Les accessoires sont conformes aux réglementations en vigueur et ne contiennent pas de substances extrêmement préoccupantes SVHC (Substances of Very High Concern).

Das gelieferte Zubehör gesteht im Wesentlich aus Eisenmaterialien, es kann jedoch auch Komponenten aus Gummi oder Kunststoff umfassen. Die Verpackungen bestehen aus Karton und können Verpackungen aus Kunststoff sowie kleine Komponenten umfassen. Die Entsorgung muss unter Beachtung der diesbezüglichen geltenden Bestimmungen im Land der Installation erfolgen. Das Zubehör entspricht den geltenden Bestimmungen und kann SVHC-Substanzen (Substances of Very High Concern) umfassen.

INFOS
INFO

FAC srl se réserve le droit d'apporter des modifications aux caractéristiques du produit sans obligation de préavis, en fonction de ses besoins en matière de conception et de production. FAC srl décline toute responsabilité pour toute modification, même partielle, apportée au produit par l'installateur. Les performances déclarées sont garanties uniquement si l'installation est effectuée conformément aux instructions figurant sur les fiches techniques et par du personnel qualifié.
Pour des informations supplémentaires vous pouvez écrire à: **info@facsrl.com**

FAC behält sich das Recht vor, aufgrund von planerischen oder produktiven Anforderungen ohne Verpflichtung zur vorausgehenden Ankündigung Änderungen an den Eigenschaften des Produkts vorzunehmen. FAC übernimmt keinerlei für eventuelle, auch partielle, Abänderungen, die vom Monteur am Produkt vorgenommen werden. Die angegebenen Leistungen werden ausschließlich dann garantiert, wenn die Installation unter Befolgung der Anweisungen auf den technischen Datenblättern sowie von qualifiziertem Personal vorgenommen wird.
Weitere Informationen erhalten Sie unter: ***info@facsrl.com***

ASSISTANCE TECHNIQUE
TECHNISCHER KUNDENDIENST

Pour tout doute ou clarification concernant le dimensionnement et l'application correcte du produit, notre support technique est à votre disposition. Nous nous ferons un plaisir de vous fournir toutes les informations dont vous avez besoin pour assurer une installation optimale et efficace.
N'hésitez pas à nous contacter :
Votre satisfaction fait partie intégrante de notre qualité.

Bei Zweifeln oder Unklarheiten bezüglich der Dimensionierung und der korrekten Anwendung des Produkts steht Ihnen unser technischer Support unter zur Verfügung. Wir freuen uns, Ihnen alle Informationen zur Verfügung zu stellen, die Sie für eine optimale und effiziente Installation benötigen.
Zögern Sie nicht, uns zu kontaktieren:
Ihre Zufriedenheit ist ein wesentlicher Bestandteil unserer Qualität.



CONTACTEZ-NOUS
KONTAKTIERE UNS

FAC srl
Via Bacchiglione, 6
36033 Isola Vicentina
Vicenza · ITALY

Contact us
Tel. +39 0444 976241
Fax +39 0444 976936
info@facsrl.com

FACSRL.COM

KC7101

KIT BI-FOLDING HOME
BI-FOLDING HOME KIT

Kit de accesorios de acero galvanizado y bisagras de aluminio para la realización de **puertas batientes plegables**, ideales para aplicaciones en entornos residenciales, industriales, agrícolas y administrativos.
Esta solución está diseñada para optimizar los espacios de apertura en profundidad, lo que permite su instalación incluso en áreas limitadas o con obstáculos estructurales. **El sistema Bi-folding** permite dividir cada hoja en dos secciones conectadas entre sí mediante articulaciones mecánicas, **lo que garantiza una apertura fluida, silenciosa y precisa.**

*Accessory kit in galvanized steel with aluminum hinges, designed for the construction of **folding swing gates**. Ideal for residential, industrial, agricultural, and commercial applications.*
*This solution is engineered to **optimize depth space for gate opening**, allowing installation even in areas with limited space or structural obstacles. The Bi-folding system divides each gate leaf into two sections, connected by mechanical joints, ensuring **smooth, quiet, and precise operation**.*

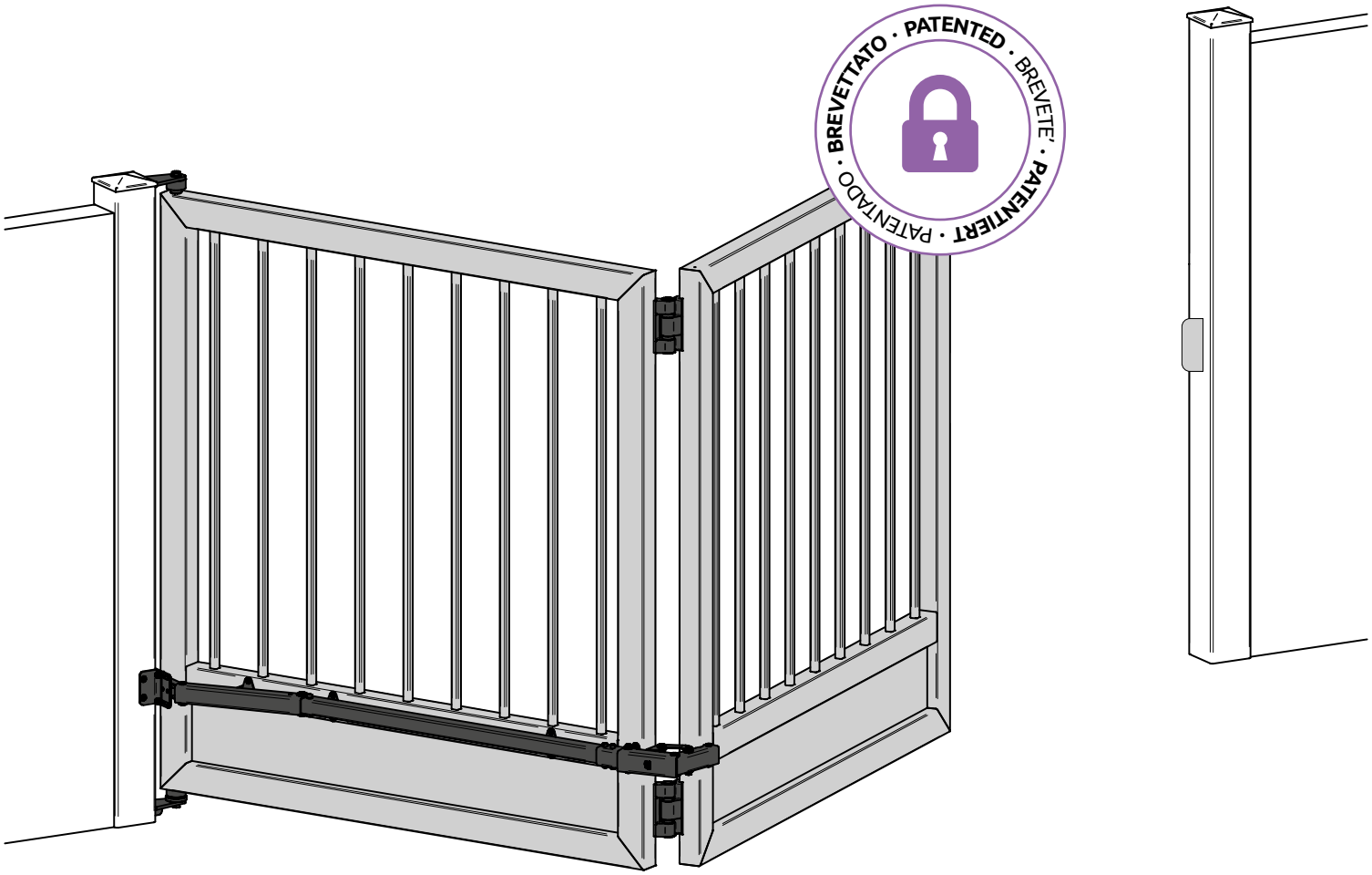

Vídeo de instalación
Installation video

Escanea el código QR o haz clic
Scan the QR code or click on

KIT BI-FOLDING HOME · *BI-FOLDING HOME KIT*

LISTA DE COMPONENTES
COMPONENT LIST

x1 	x1 	x2 
VC7101.060	VC7102.060	VL4500.140.V
x1 	x1 	x1 
VC7105.060		

x1 		
VA5401.002.L		

KITS DISPONIBLES Elige el kit que mejor se adapte a tus necesidades.
AVAILABLE KITS Choose the kit that best suits your needs.

KC7101.160	**CON PERNIO REDONDO PARA SOLDAR** *WITH ROUND HINGE TO WELD*
VC4111.B50	Pernio redondo superior | *Round upper Hinge*
VC4212.B50	Pernio redondo inferior | *Round bottom Hinge*



KC7101.260	**CON PERNIO PARA TUBULAR CUADRADO DE 40** *WITH SQUARE HINGE FOR TUBULAR 40*
VC4171.B40	Pernio superior para tubular cuadrado de 40 mm | *Upper Hinge for square tubular 40 mm*
VC4271.B40	Pernio inferior para tubular cuadrado de 40 mm | *Bottom Hinge for square tubular 40 mm*



KC7101.360	**CON PERNIO PARA TUBULAR CUADRADO DE 50** *WITH SQUARE HINGE FOR TUBULAR 50*
VC4171.B50	Pernio superior para tubular cuadrado de 50 mm | *Upper Hinge for square tubular 50 mm*
VC4272.B50	Pernio inferior para tubular cuadrado de 50 mm | *Bottom Hinge for square tubular 50 mm*



Bi-folding Brochure

Escanea el código QR o haz clic
Scan the QR code or click on

KIT BI-FOLDING HOME • *BI-FOLDING HOME KIT*

MODO DE EMPLEO
MODE OF USE

1x KC7101.xxx para puerta simple / for single gate use



2x KC7101.xxx para puerta doble / for double gate use

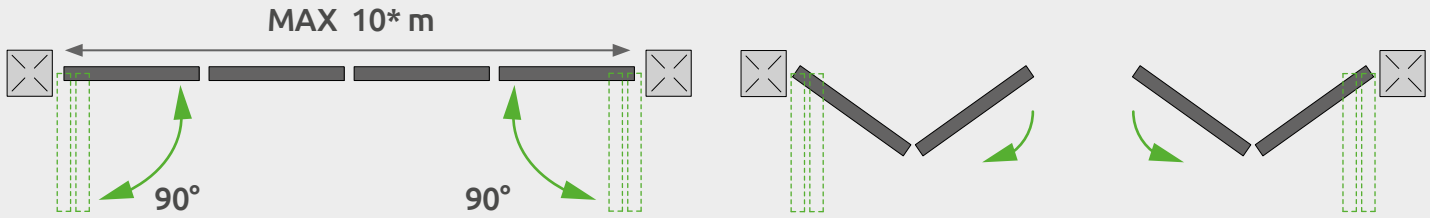

*****
ES: Para instalaciones de entre 4 m y 5 m, póngase en contacto con el servicio de asistencia técnica de FAC o con su distribuidor autorizado FAC.
EN: For installations between 4 m and 5 m, please contact FAC support service or your authorized FAC dealer.

ARTÍCULOS RELACIONADOS Conéctese a nuestra pagina web para conocer los diferentes tipos y tamaños disponibles.
RELATED ARTICLES Click on our website for other related items



VC9101
VC9111



VC5101
VC5102
VC5103



VC7106.050

Accesorios para puertas corredera
Swing Gate Hardware

Escanea el código QR o haz clic
Scan the QR code or click on

KIT BI-FOLDING HOME • *BI-FOLDING HOME KIT*

DIMENSIONAMIENTO
DIMENSIONING

A min-max (m)	B min (mm)	C (mm)	D min (mm)	E (mm)	M	L min (m)	Q (mm)	A/H max
1,9-5	65	50	50	80	Cerca del motor Near the engine	0,89	50-60	3

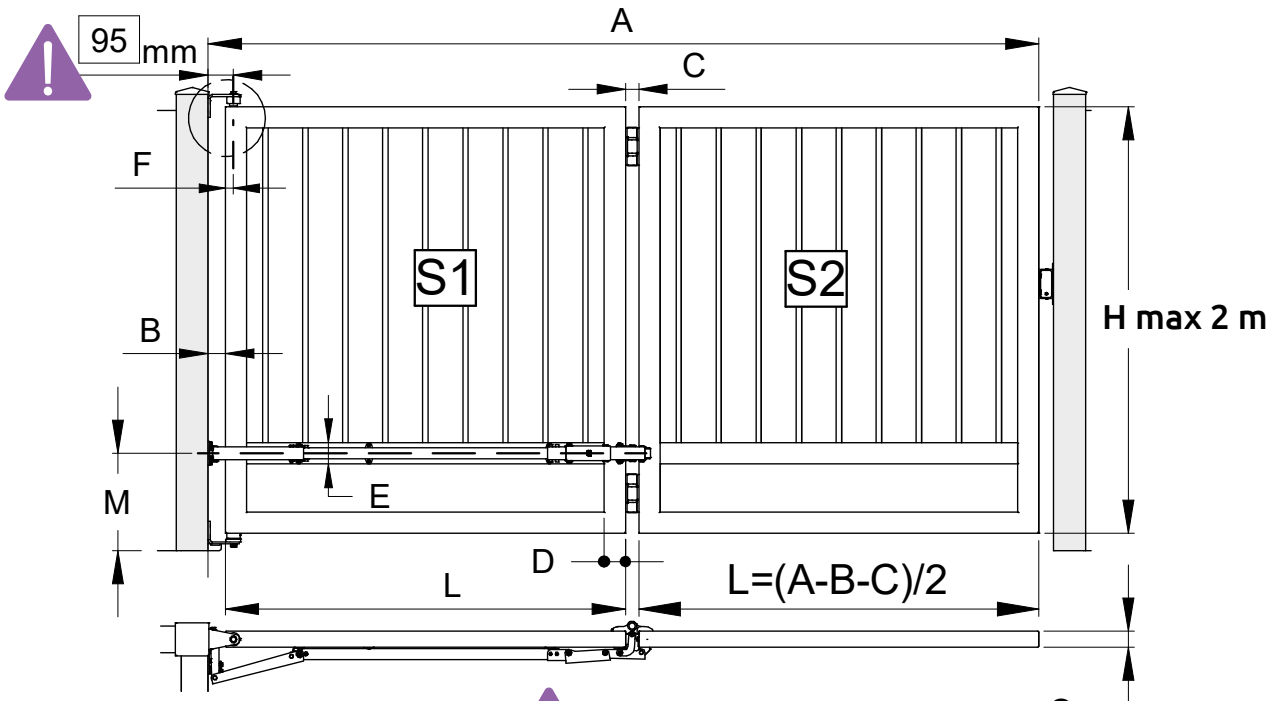

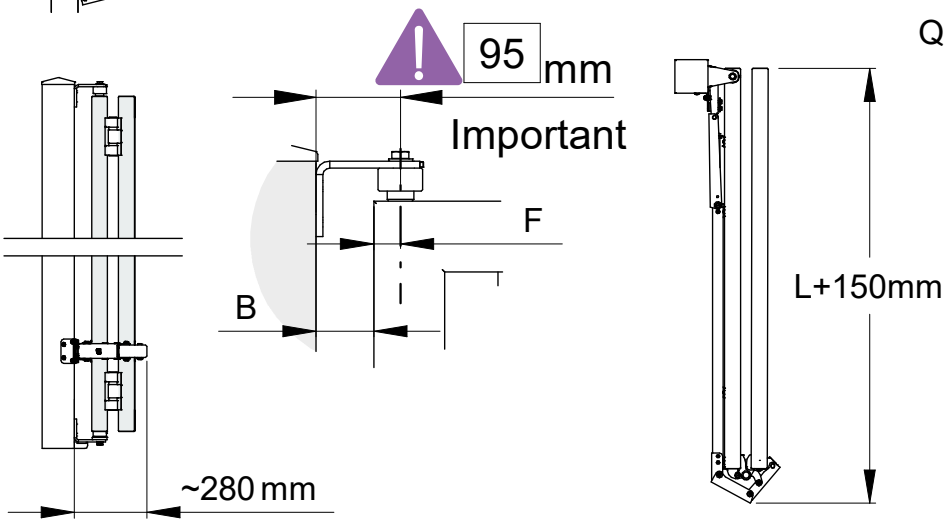

Apertura A (m) *Opening A (m)*	L (m) con/with B=0,07 m
2	0,94
2,5	1,19
3	1,44
3,5	1,69
4	1,94

EJEMPLO DE MEDIDAS FUERA DE LA TABLA
EXAMPLE CALCULATION OF OUT-OF-TABLE MEASUREMENTS

A = 2,8 m
B = 70 mm
C = 50 mm (como en la tabla superior / as per above table)
L = (A-B-C)/2
L = (2,8-0,07-0,05)/2
L = 2,68/2
L = 1,34 m

En el caso de aberturas de entre 4 y 5 metros, le invitamos a ponerse en contacto con nuestro servicio técnico: estaremos encantados de ayudarle a elegir las dimensiones adecuadas. Este rango requiere una atención especial para garantizar la durabilidad, el rendimiento óptimo y la seguridad a lo largo del tiempo..

For gate openings between 4 and 5 meters, we recommend contacting our technical support team. We will be happy to assist you in selecting the appropriate dimensions. This range requires particular attention to ensure durability, optimal performance, and safety over time.

KIT BI-FOLDING HOME • *BI-FOLDING HOME KIT*

PESO MÁXIMO S2 EN RELACION CON L
MAX WEIGHT S2 IN RELATION TO L

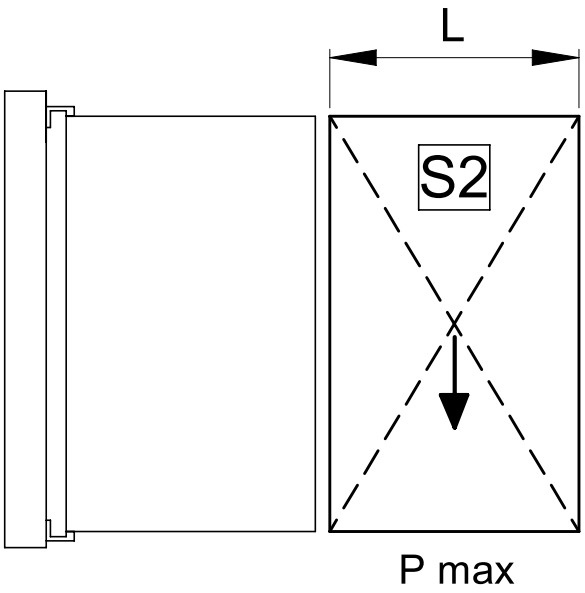

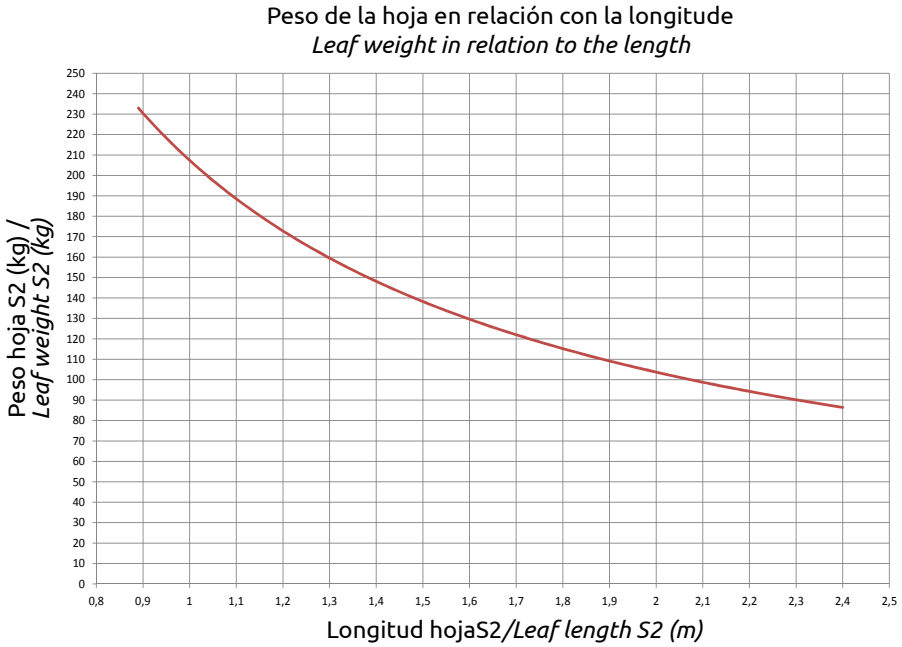

CAPACIDAD DE CARGA DE LOS PERNIOS EN RELACIÓN A A/H
HINGES WEIGHT CAPACITY IN RELATION TO A/H

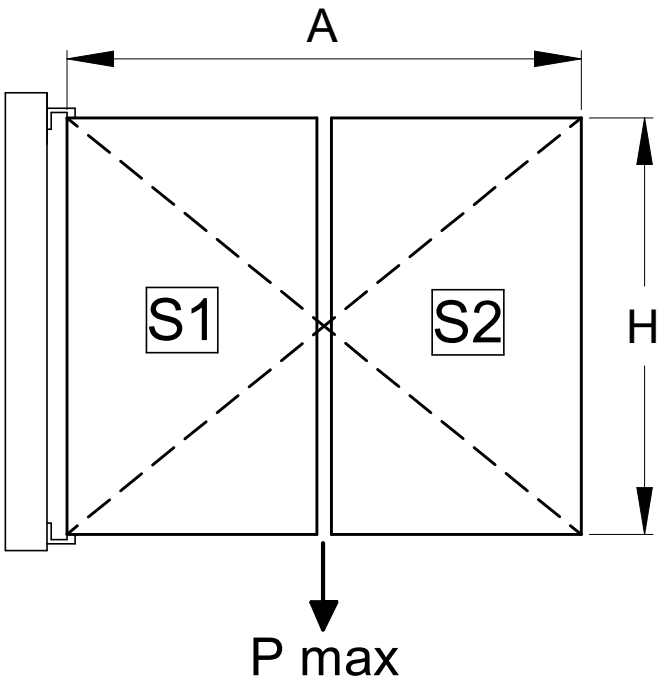

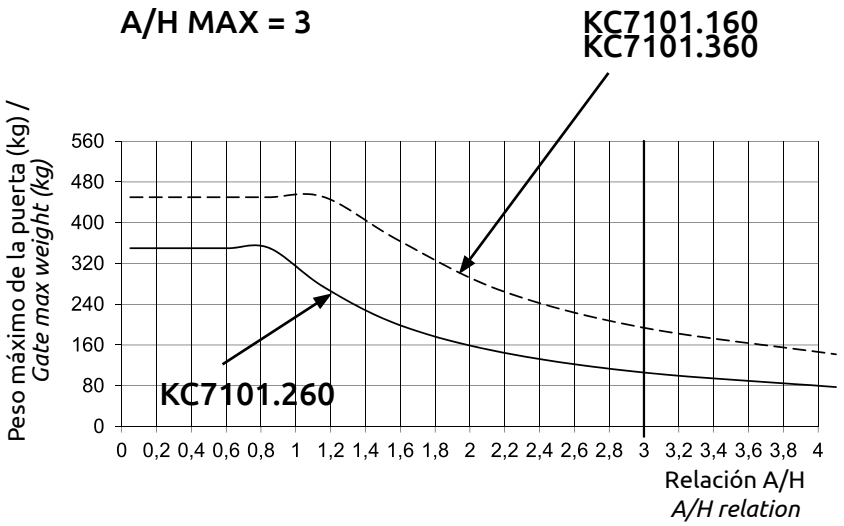

El punto de cruce entre el peso y la relación A/H debe estar por debajo de la curva del kit elegido.
The crossing point between weight and A/H relation must be under the curve of the chosen kit.

KIT BI-FOLDING HOME • *BI-FOLDING HOME KIT*

INFORMACIÓN TECNICA
TECHNICAL INFO

1. Para puertas motorizadas disponga puntos de salida lentos, paradas suaves y una velocidad adecuada para evitar efectos elásticos entre las hojas. Las aceleraciones, deceleraciones y variaciones de alta velocidad pueden reducir la duración del sistema y causar funcionamientos defectuosos y roturas.

***1.** For motorized gates provide slow starting points, soft stops and suitable speed in order to avoid elastic effects between the leaves. Accelerations, decelerations and high-speed variations can shorten the system duration and can cause malfunctions and disruptions.*

1

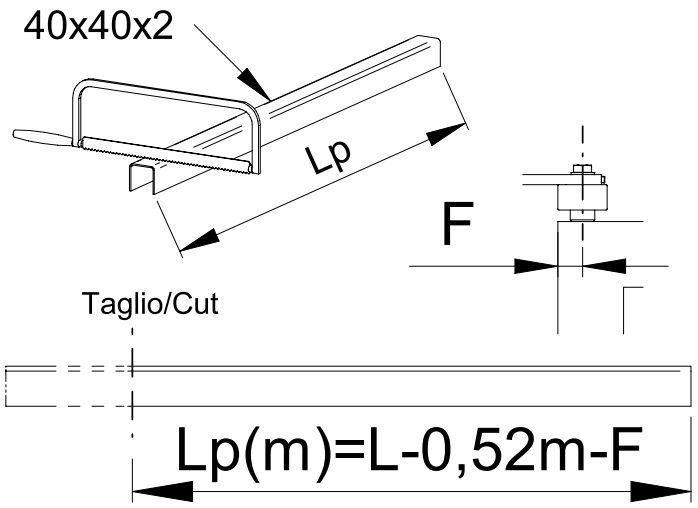

2

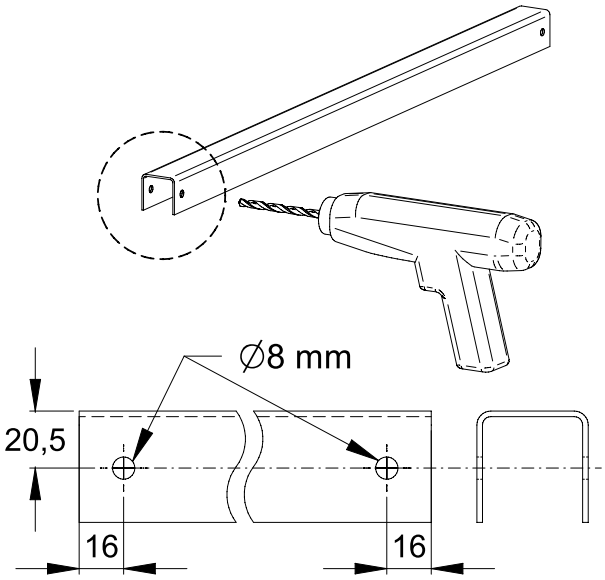

3

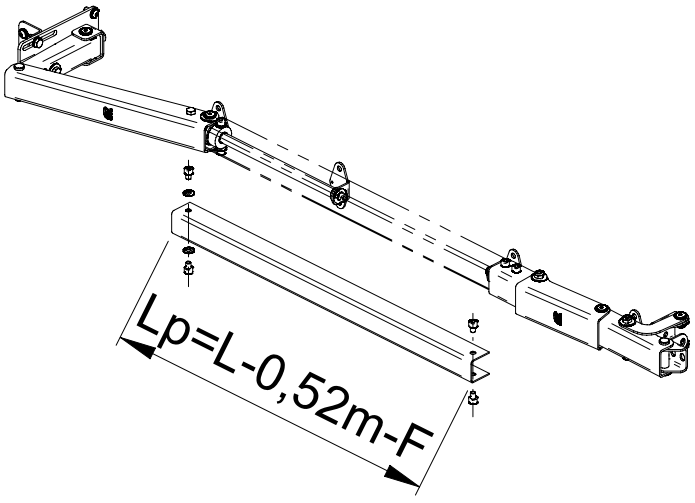

4

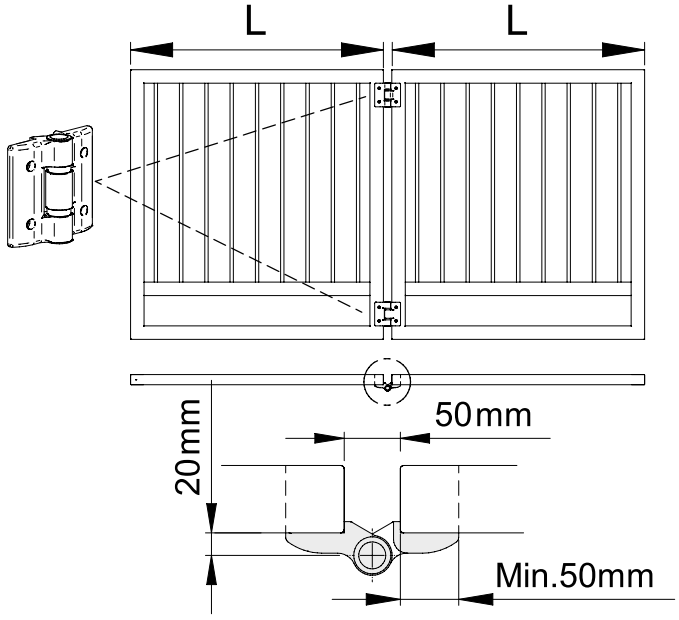

KIT BI-FOLDING HOME • *BI-FOLDING HOME KIT*

5

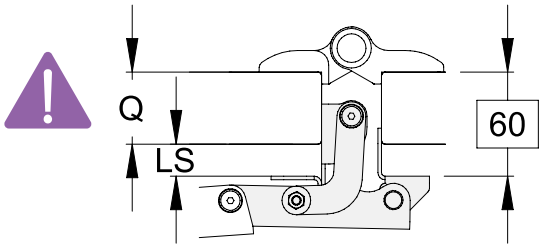

Q (mm)	LS (mm)
50	10
60	/

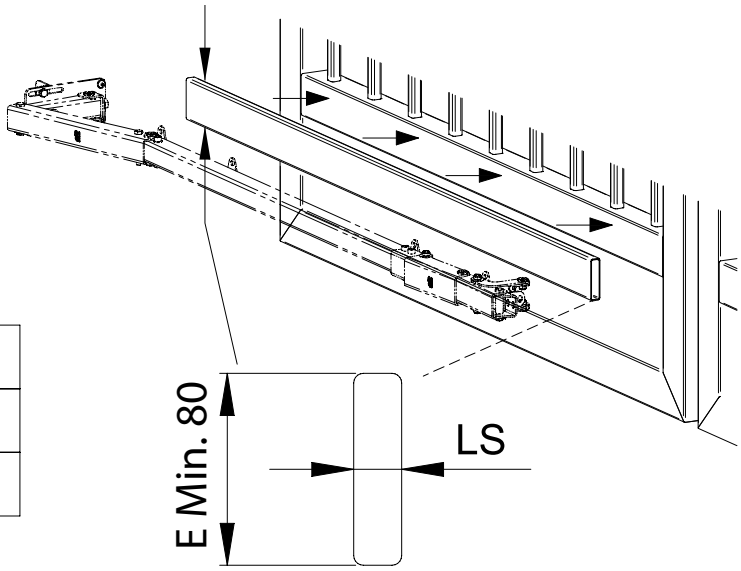

6

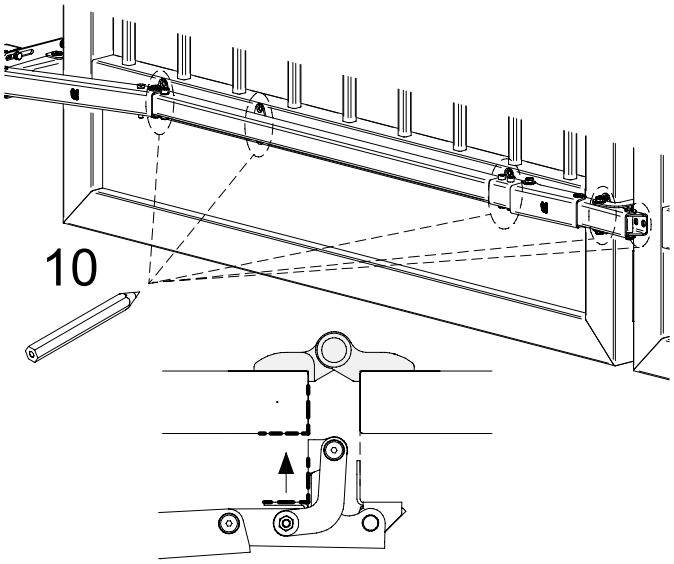

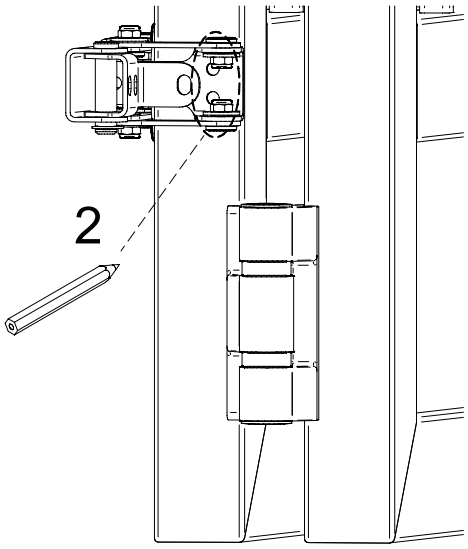

7

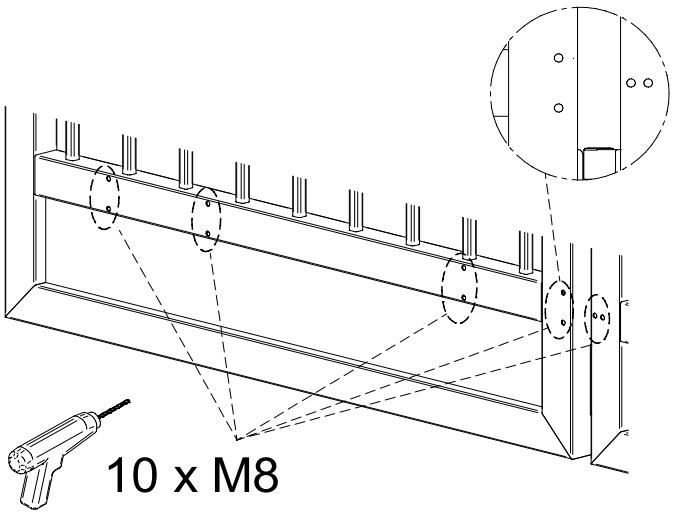

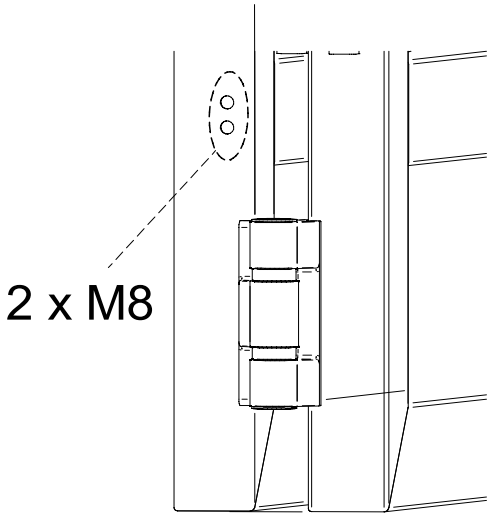

KIT BI-FOLDING HOME • *BI-FOLDING HOME KIT*

8

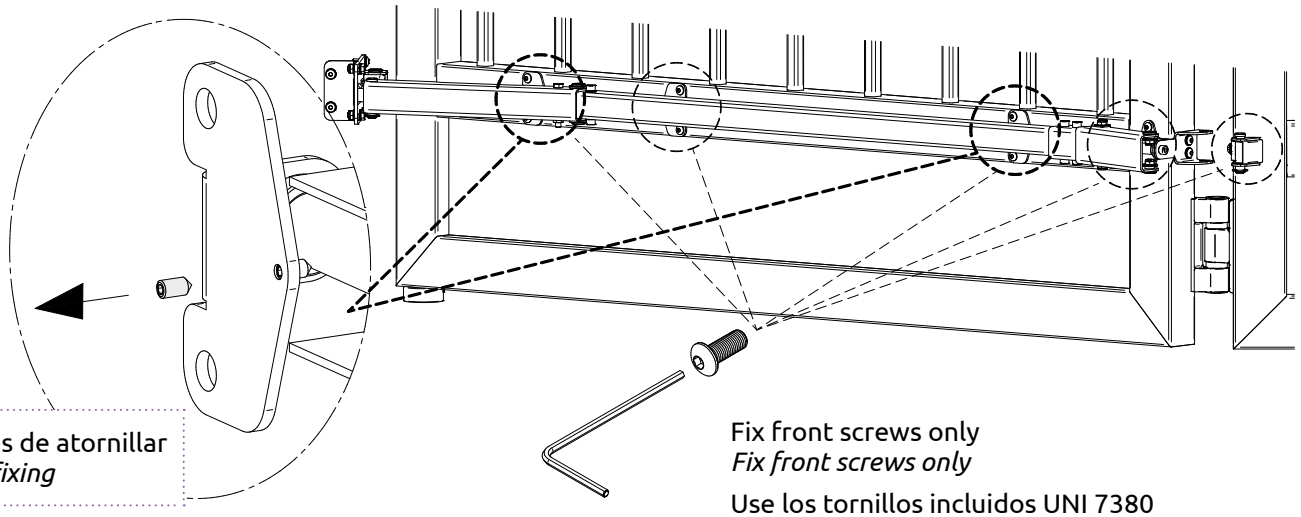

Retirar despues de atornillar
emove before fixing

Fix front screws only
Fix front screws only

Use los tornillos incluidos UNI 7380
Use UNI 7380 screws included

9

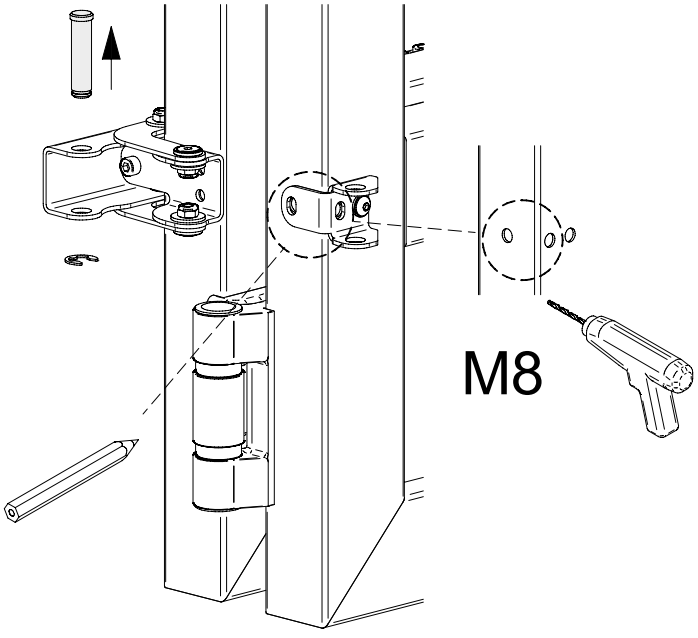

10

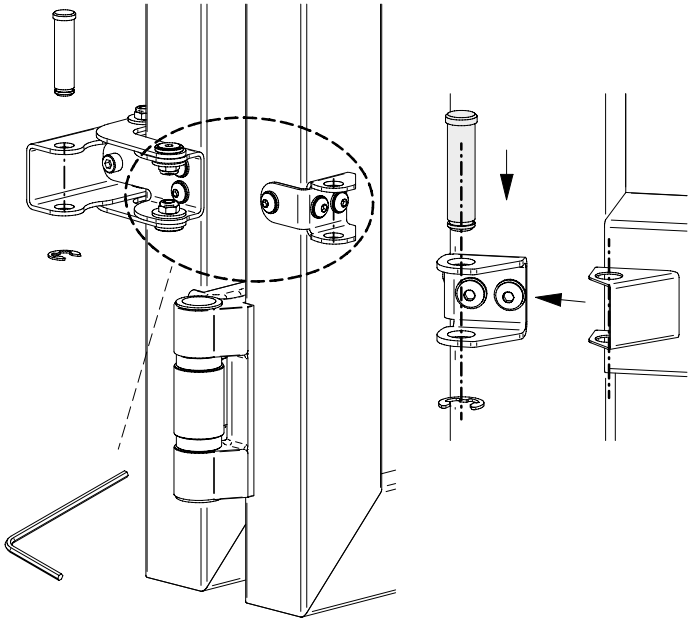

KIT BI-FOLDING HOME • *BI-FOLDING HOME KIT*

11

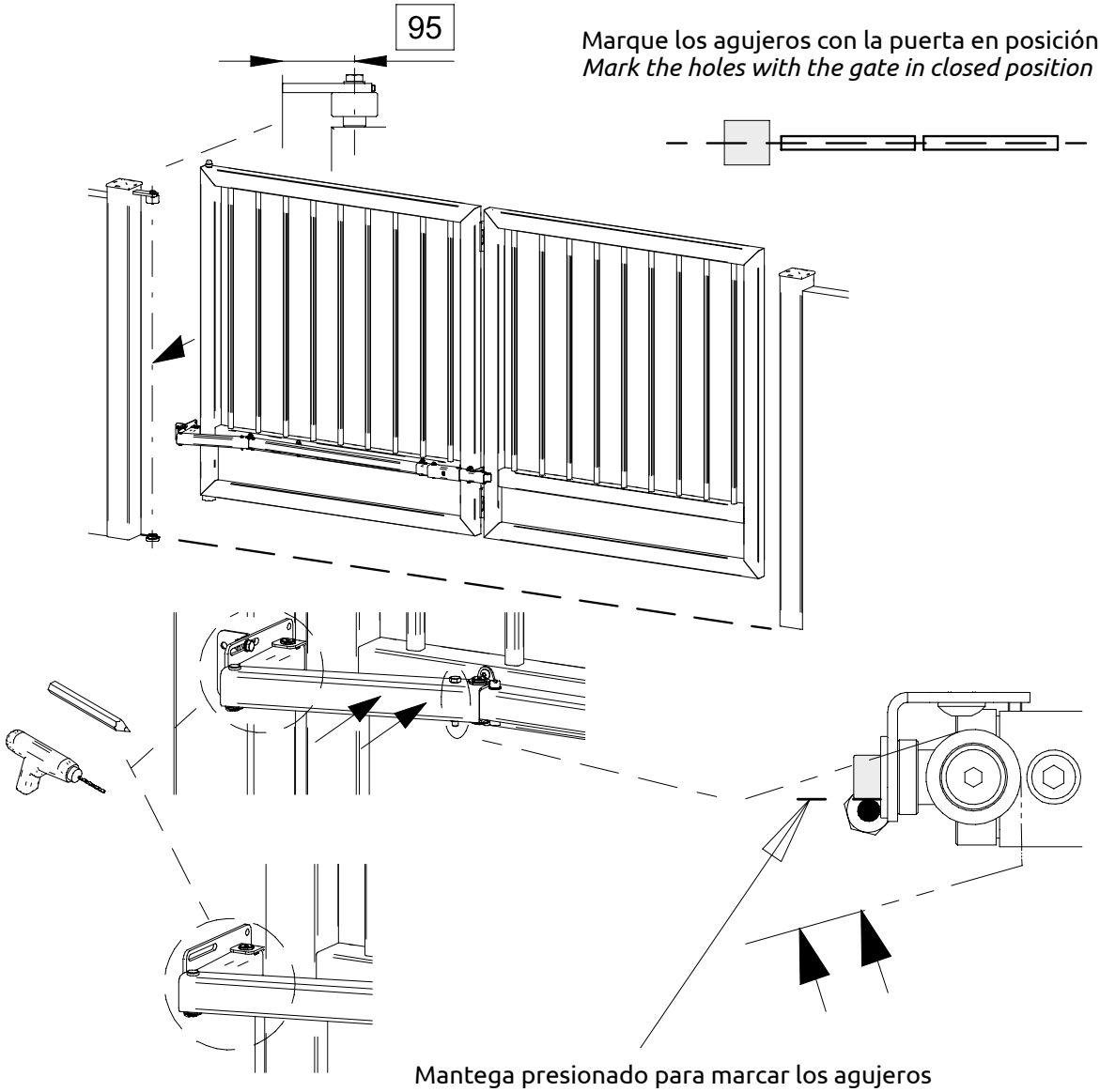

Marque los agujeros con la puerta en posición cerrada
Mark the holes with the gate in closed position

Mantega presionado para marcar los agujeros
Keep pressed to mark the holes

12

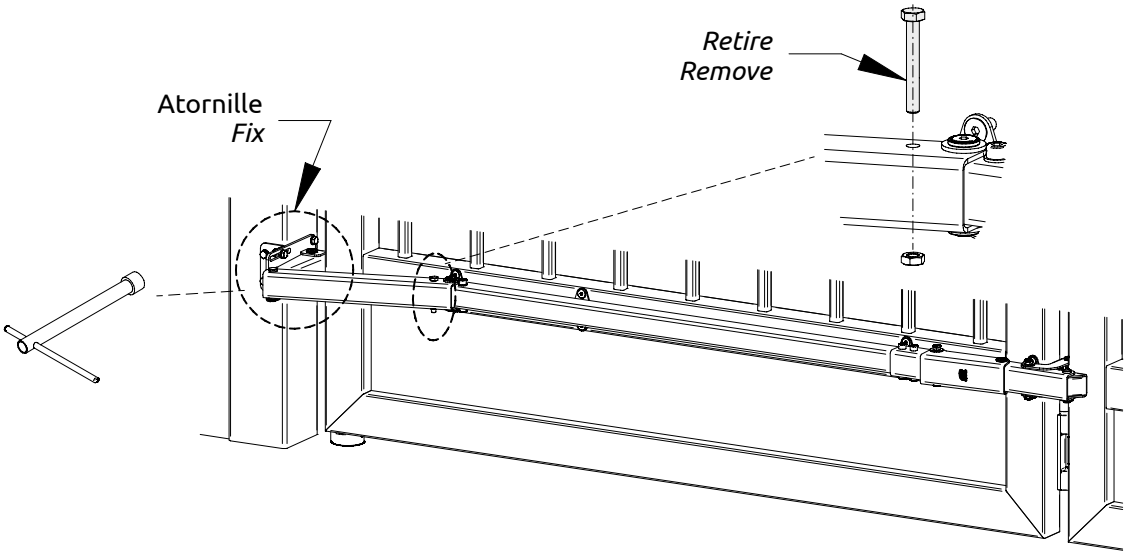

KIT BI-FOLDING HOME • *BI-FOLDING HOME KIT*

13

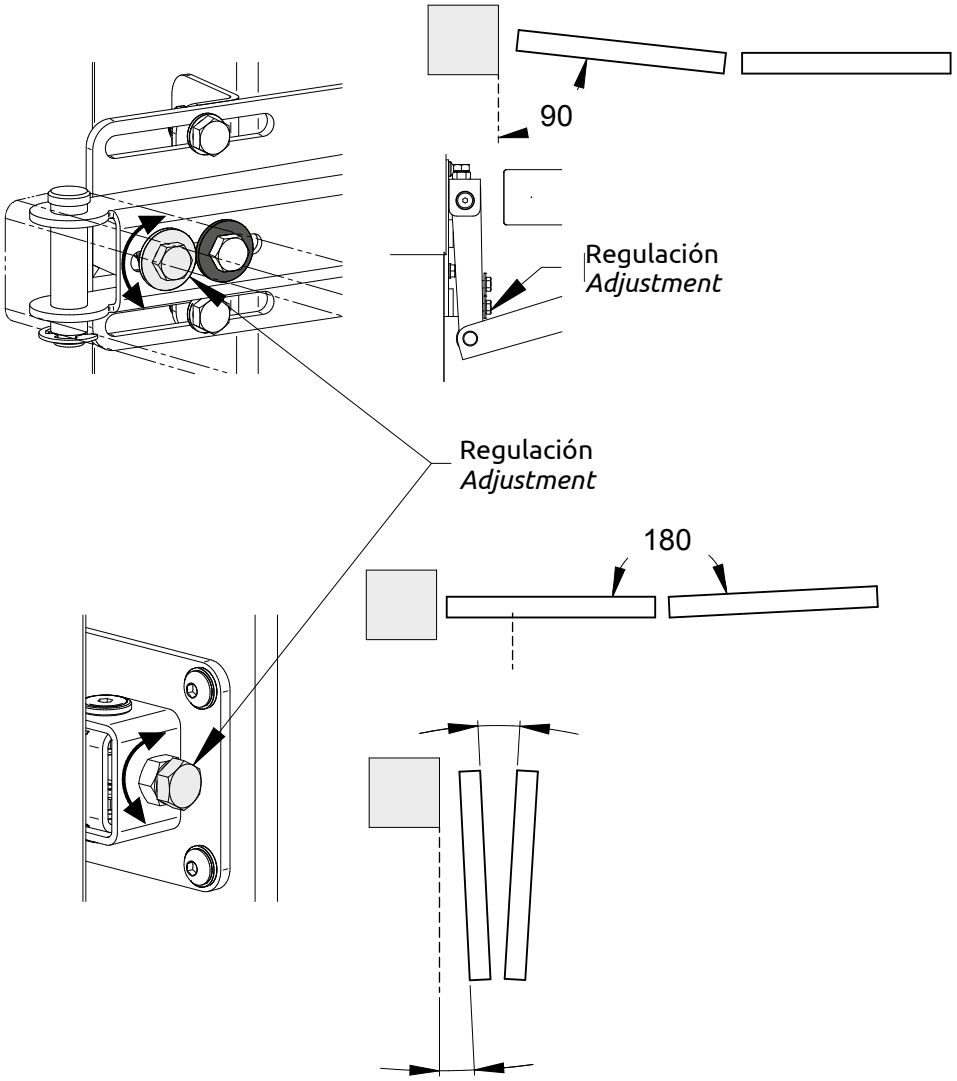

14

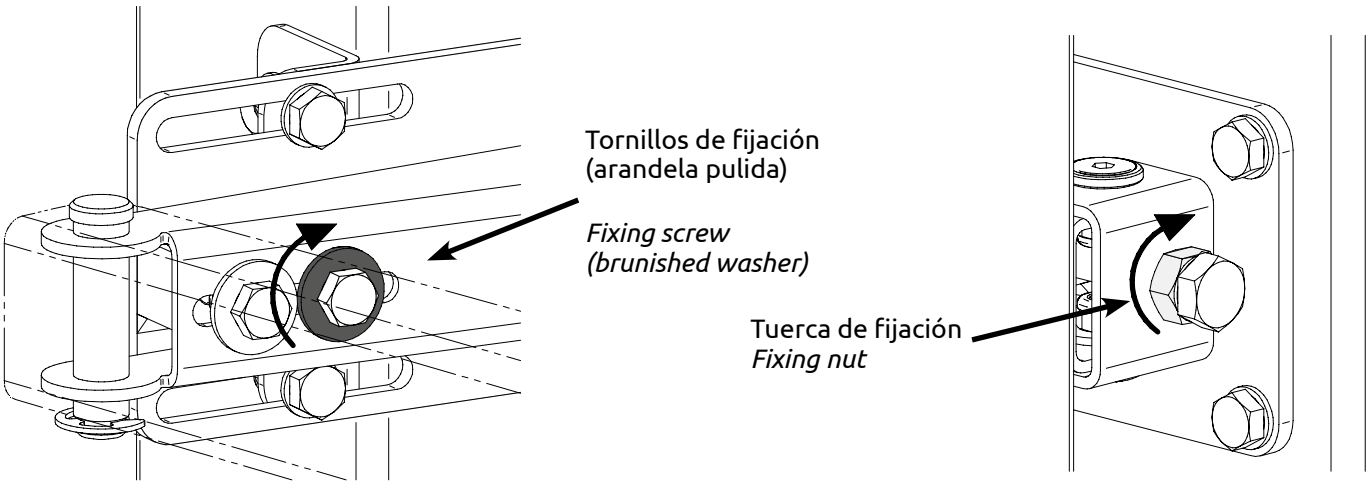

KIT BI-FOLDING HOME • *BI-FOLDING HOME KIT*

15

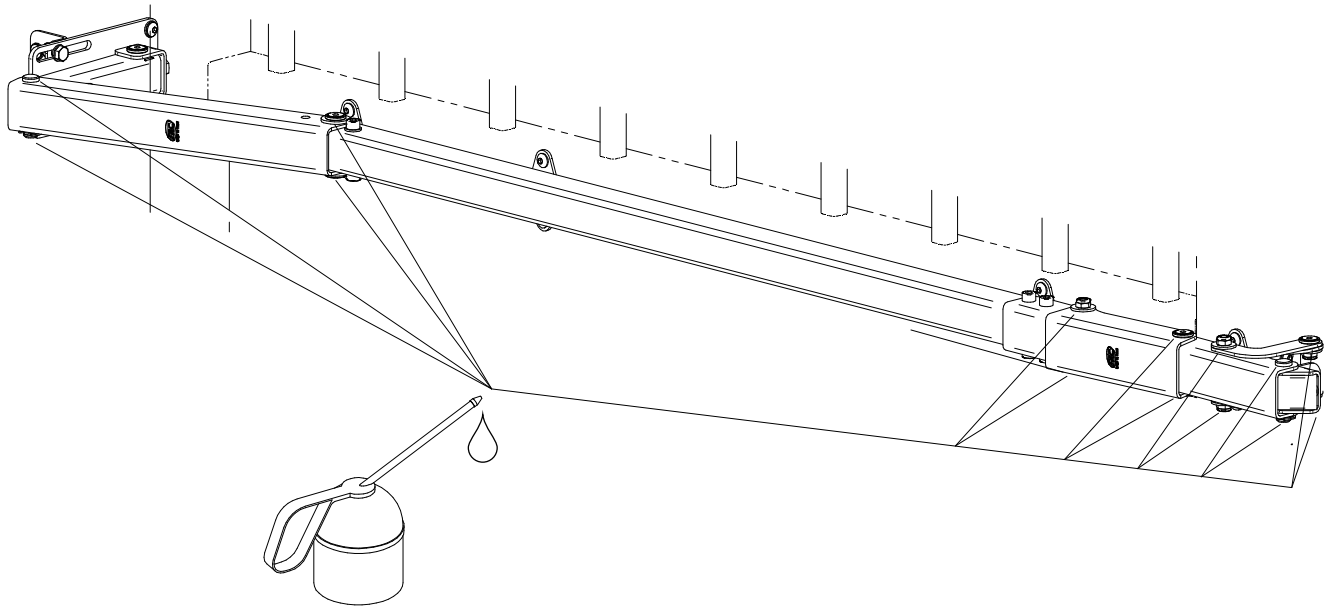

16

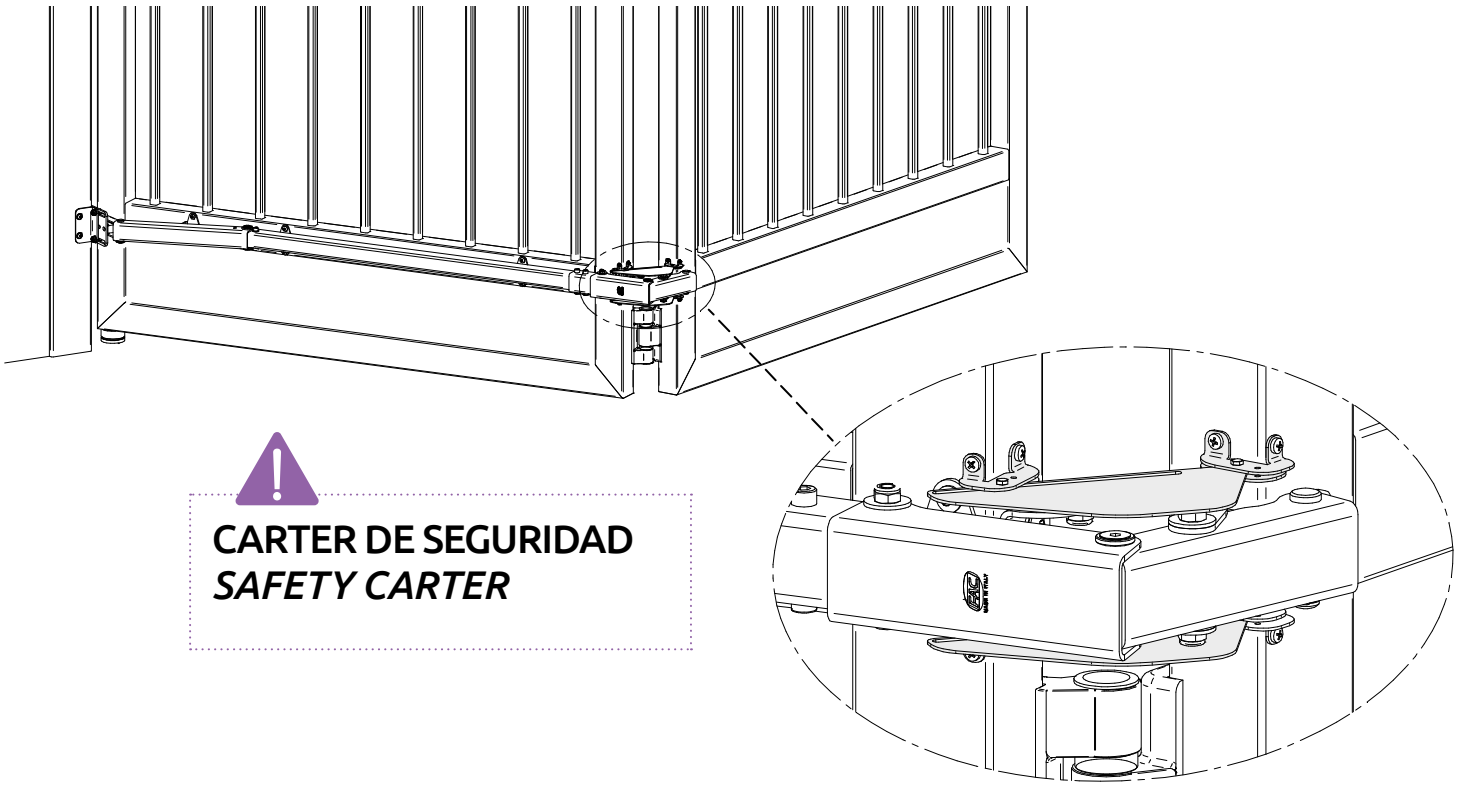

CARTER DE SEGURIDAD
SAFETY CARTER

KIT BI-FOLDING HOME • *BI-FOLDING HOME KIT*

17

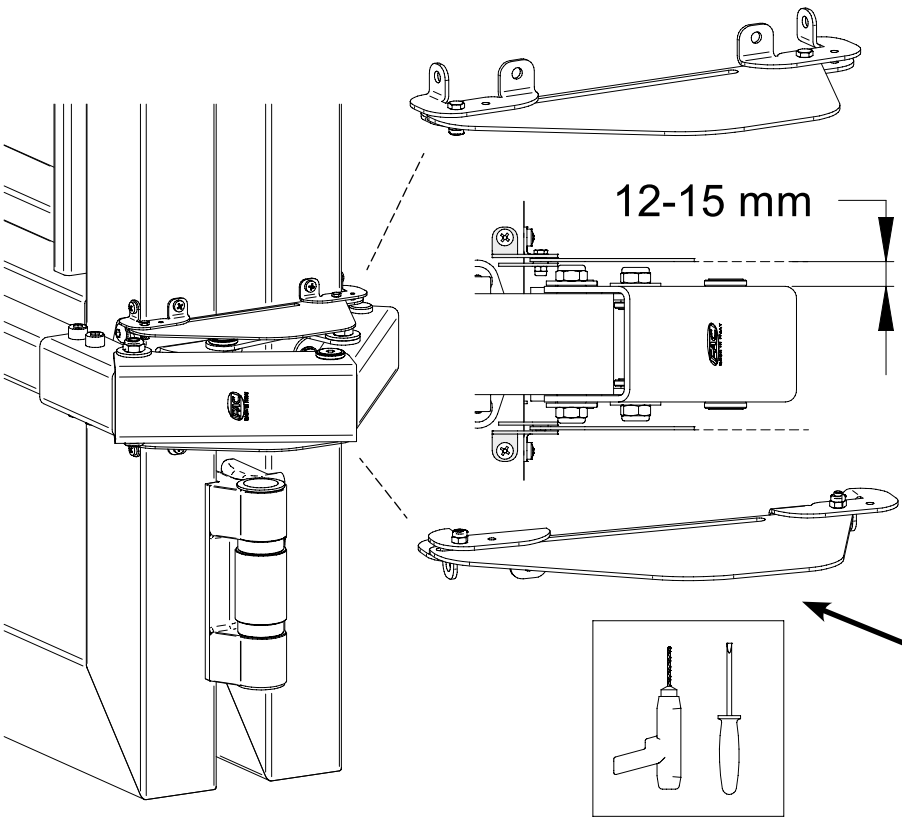

18

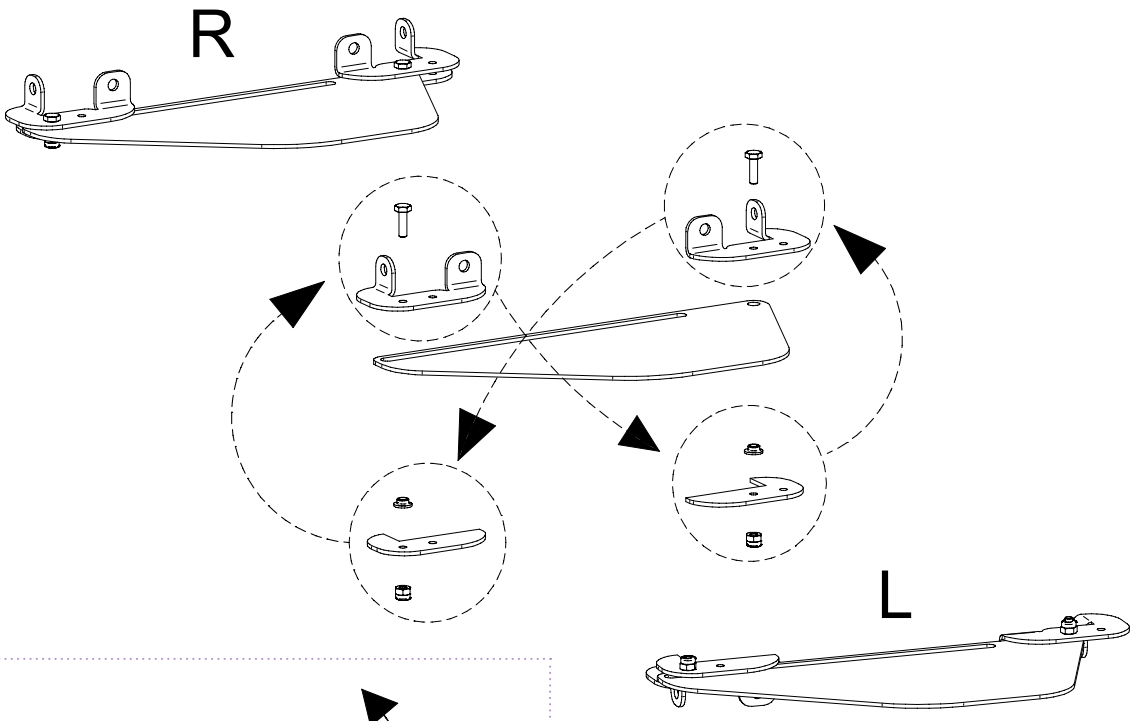

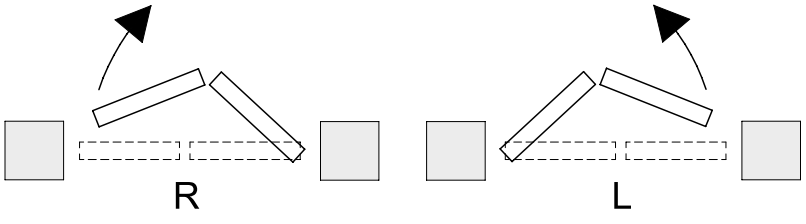

MANTENIMIENTO
MAINTENANCE

1. Realice comprobaciones manuales de funcionamiento una vez finalizada la instalación. Compruebe periódicamente que el sistema funciona correctamente, no presenta holguras y está bien lubricado (se recomienda cada tres meses o, como máximo, cada 8.000 ciclos). Si es necesario, apriete y lubrique los tornillos (véanse las figuras 15).
2. En caso de mal funcionamiento debido al desgaste o a golpes accidentales, compruebe que todos los componentes destinados a soportar la puerta y su movimiento estén intactos y sustitúyalos si es necesario.
3. FAC garantiza el funcionamiento correcto exclusivamente con el uso de repuestos originales.

1. *Perform manual functioning checks at the end of installation. Periodically verify that the system works correctly, is well lubricated, and has no loosened parts (we recommend a full check every 3 months or after a maximum of 8,000 cycles). If necessary, tighten the screws and lubricate (see FIG. 15).*
2. *In case of malfunctions due to wear or accidental impacts, make sure that all components supporting the gate and enabling its movement are intact; if necessary, replace them.*
3. *FAC srl ensures the correct functioning of the system only when using original spare parts.*

ATENCIÓN
ATTENTION

Los accesorios incluidos en los kits y la propuesta de instalación hacen referencia a un ejemplo estándar. Una Instalación que no esté de acuerdo con el procedimiento ilustrado y/o la omisión del correcto mantenimiento podrían causar malos funcionamientos y comprometer la seguridad de las personas y de los bienes materiales adyacentes. Asegúrese de que todos los accesorios se adapten a la obra específica y que estén presentes los dispositivos de seguridad necesarios previstos por las normativas vigentes en el país de instalación.

The kit-included accessories and the proposed installation refer to a standard example. An installation not in accordance with the illustrated procedure and/or omission of proper maintenance may cause malfunctions and compromise the safety of people and nearby property. Ensure that the accessories are suitable for the specific application and that the necessary safety devices required by current regulations in force in the country of installation are installed.

RECICLAJE
RECYCLING

Los accesorios suministrados están hechos principalmente de materiales ferrosos, pero también pueden incluir componentes de goma o plástico. El embalaje es de cartón y puede incluir envases de plástico para pequeños componentes. La eliminación debe realizarse de acuerdo con la normativa legal y medioambiental vigente en el país de instalación. Los accesorios cumplen las normativas vigentes y no contienen SVHC (Substances of Very High Concern).

The accessories provided are mainly made of ferrous materials, but they may also include components made of rubber or plastic. The packaging is made of cardboard and can include plastic packaging for small components. Disposal must comply with the legislative and environmental provisions applicable in the country of installation.
The accessories comply with current regulations and do not contain SVHC (Substances of Very High Concern).

INFO
INFO

FAC srl se reserva el derecho de modificar las características del producto sin previo aviso, según sus propias exigencias de diseño y producción. FAC srl declina toda responsabilidad por cualquier modificación, incluso parcial, efectuada en el producto por el instalador. El rendimiento declarado sólo está garantizado si la instalación se realiza de acuerdo con las instrucciones de las fichas técnicas y por personal cualificado.
Para más información escriba a: **info@facsrl.com**

FAC srl reserves the right to make changes to the product's characteristics without prior notice, based on its design and production requirements. FAC srl declines all responsibility for any changes, even partial, made to the product by the installer. The declared performance is guaranteed only if the installation is carried out according to the instructions in the technical data sheets and by qualified personnel.
For further information, write to us at: ***info@facsrl.com***

ASISTENCIA TÉCNICA
TECHNICAL SUPPORT

Para cualquier duda o aclaración sobre el dimensionamiento y la correcta aplicación del producto, nuestro soporte técnico está a su disposición. Estaremos encantados de proporcionarle toda la información que necesite para garantizar una instalación óptima y eficaz. No dude en ponerse en contacto con nosotros:
Su satisfacción es parte integrante de nuestra calidad.

If you have any questions or need clarification regarding the sizing or proper application of the product, our technical support team is at your complete disposal. We will be happy to provide all the necessary information to ensure optimal and efficient installation.
Don't hesitate to contact us:
Your satisfaction is an integral part of our commitment to quality.



CONTÁCTANOS
CONTACT US

FAC srl
Via Bacchiglione, 6
36033 Isola Vicentina
Vicenza · ITALY

Contact us
Tel. +39 0444 976241
Fax +39 0444 976936
info@facsrl.com

FACSRL.COM